

POST MATCH SUMMARY REPORT



Palmeiras 1 – 0 Botafogo

Round of 16 - Match 49
28 June 2025
12:00 Kick Off
Lincoln Financial Field

Match Summary - Teams



Palmeiras

1 — 0

Botafogo



STARTING

-  21 GK WEVERTON

125'
-  3 DF BRUNO FUCHS
-  4 DF Agustin GIAY
-  8 MF Richard RIOS
-  9 FW VITOR ROQUE

64'
-  15 DF Gustavo GOMEZ

40'

116'
-  18 FW MAURICIO

85'
-  22 DF Joaquin PIQUEREZ

85'
-  32 MF Emiliano MARTINEZ

90'
-  40 MF ALLAN

71'
-  41 FW ESTEVAO

63'

105'

SUBSTITUTES

-  14 GK MARCELO LOMBA
-  2 DF MARCOS ROCHA
-  5 MF Anibal MORENO

90'

122'
-  6 DF VANDERLAN
-  7 MF FELIPE ANDERSON
-  10 FW PAULINHO

64'

100'

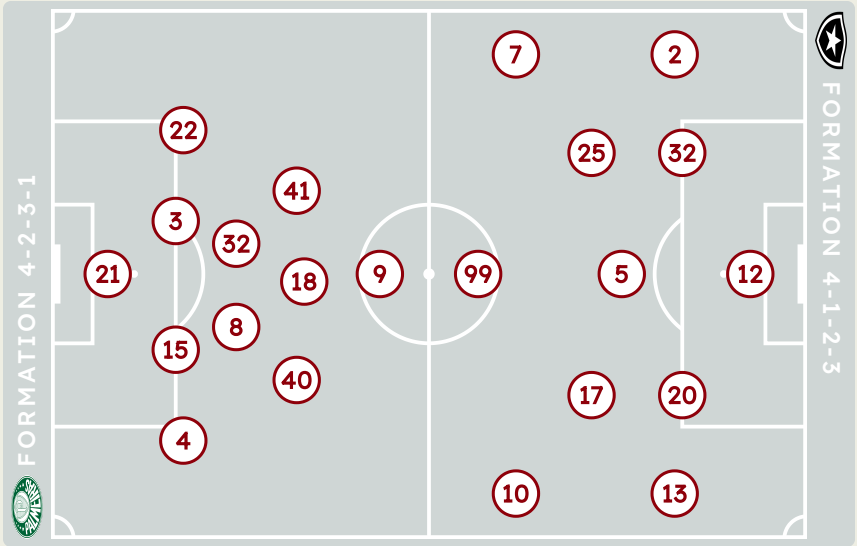
103'
-  12 DF MAYKE

71'
-  13 DF MICAEL

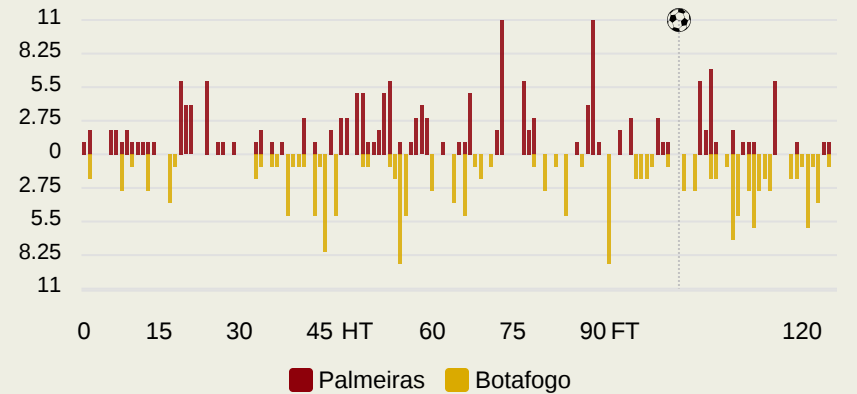
103'
-  17 FW Facundo TORRES

85'
-  23 MF RAPHAEL VEIGA
-  30 MF LUCAS EVANGELISTA
-  31 FW LUIGHI

63'
-  34 DF NAVES
-  39 FW THALYS
-  42 FW Jose Manuel LOPEZ



Distribution in the Final Third



STARTING

- JOHN GK 12 
- VITINHO DF 2 
- 83' DANILO MF 5 
- 65' ARTUR FW 7 
- 71' Jefferson SAVARINO MF 10 
- 66'

35'

 ALEX TELLES DF 13 
- 103' MARLON FREITAS MF 17 
- 3' Alexander BARBOZA DF 20 
- 66' ALLAN MF 25 
- 84' JAIR CUNHA DF 32 
- IGOR JESUS FW 99 

SUBSTITUTES

- RAUL GK 1 
- LEO LINCK GK 24 
- Mateo PONTE DF 4 
- 108'

66'

 Alvaro MONTORO MF 8 
- RWAN CRUZ FW 9 
- NATHAN FW 16 
- 104' MARCAL DF 21 
- Santiago RODRIGUEZ MF 23 
- 94'

83'

 NEWTON MF 28 
- 71' Joaquin CORREA FW 30 
- 84' KAIO DF 31 
- Gonzalo MASTRIANI FW 39 
- DAVID RICARDO DF 57 
- 66' CUIABANO DF 66 
- 103' ARTHUR CABRAL FW 98 

Match Summary - Key Statistics



Palmeiras



Botafogo



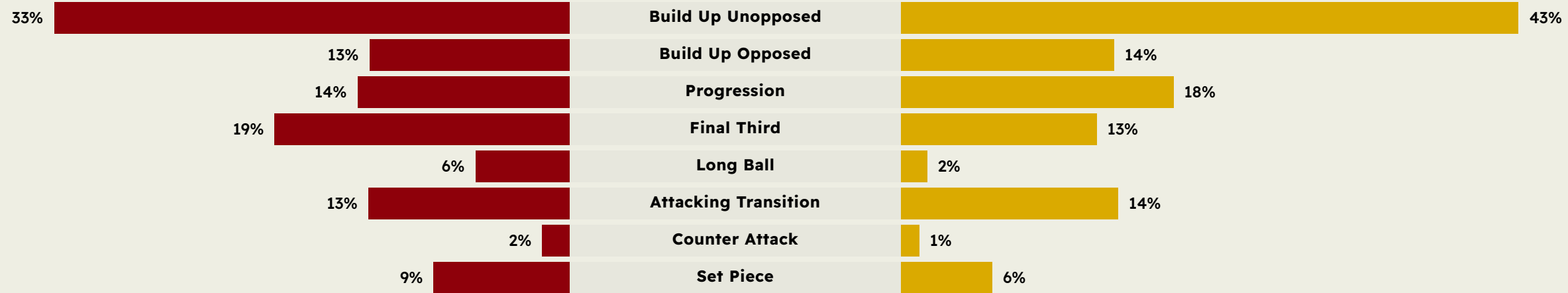
Possession			Total
Total	<div><div>43.3%</div><div>9.6%</div><div>47.1%</div></div>		Total
1	Goals		0
19 (7)	Attempts at Goal (On Target)		17 (2)
492 (409)	Total Passes (Complete)		570 (499)
83 %	Pass Completion %		88 %
93	Completed Line Breaks		98
8	Defensive Line Breaks		11
147	Receptions in the Final Third		127
29	Crosses		22
24	Ball Progressions		20
294 (60)	Defensive Pressures Applied (Direct Pressures)		230 (43)
43	Forced Turnovers		47
85	Second Balls		75
140.4 km	Total Distance Covered		142.7 km
7 km	Zone 4 – Low Speed Sprinting: 20-25 km/h		6.5 km

**Palmeiras**

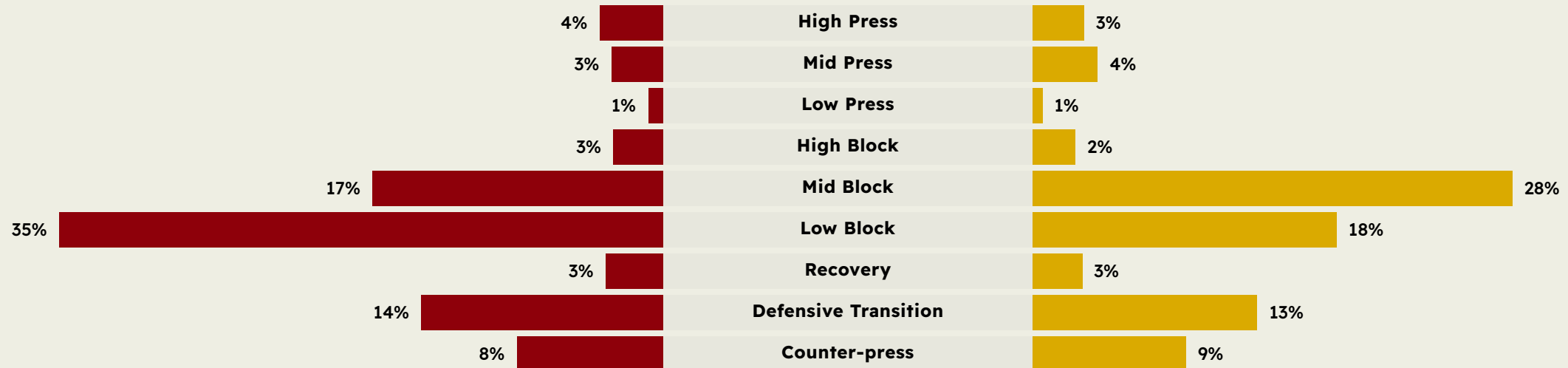
Phases of Play

Botafogo

IN POSSESSION



OUT OF POSSESSION



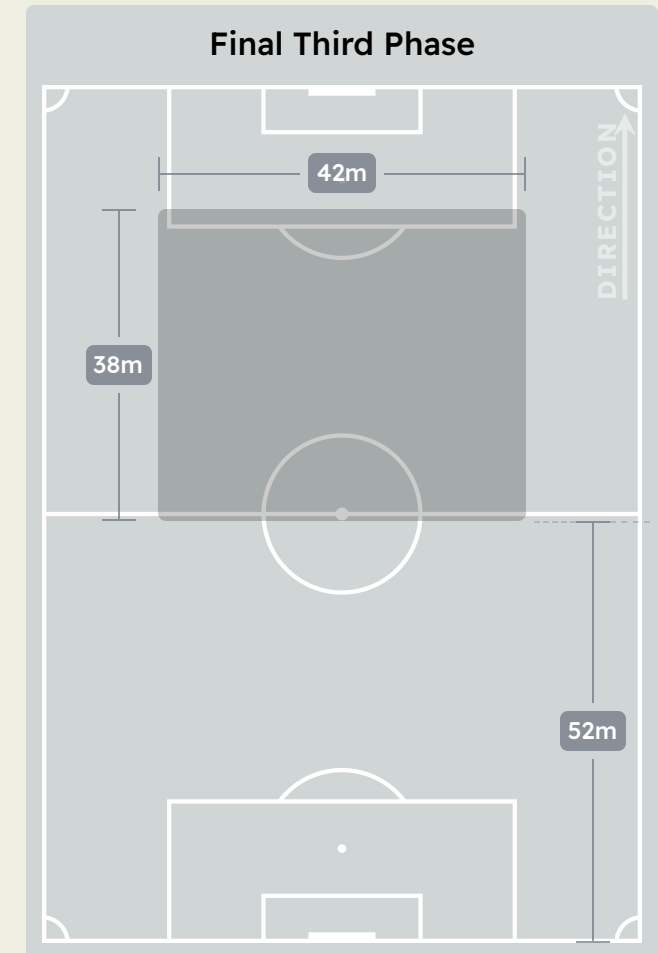
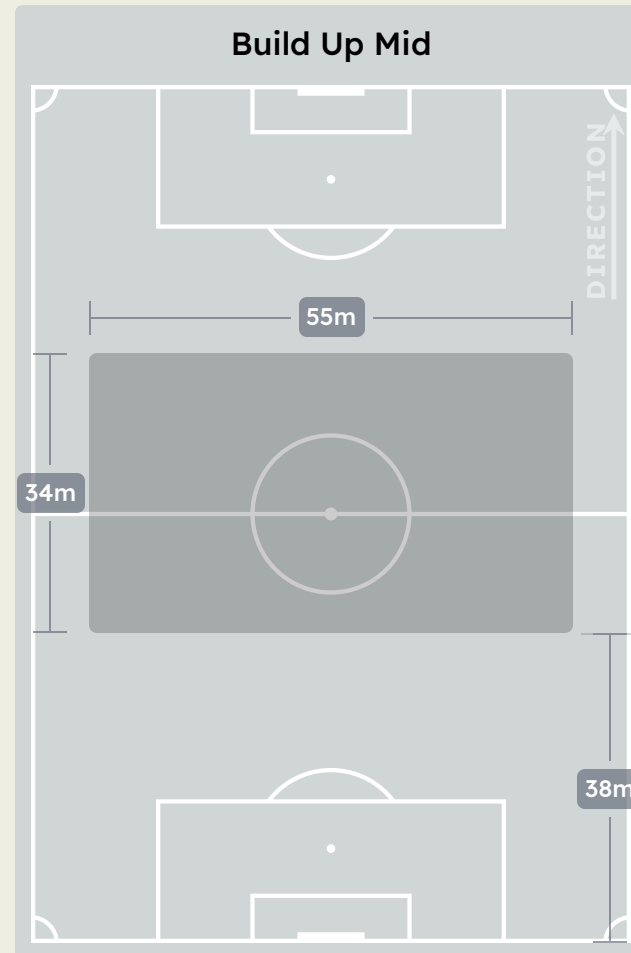
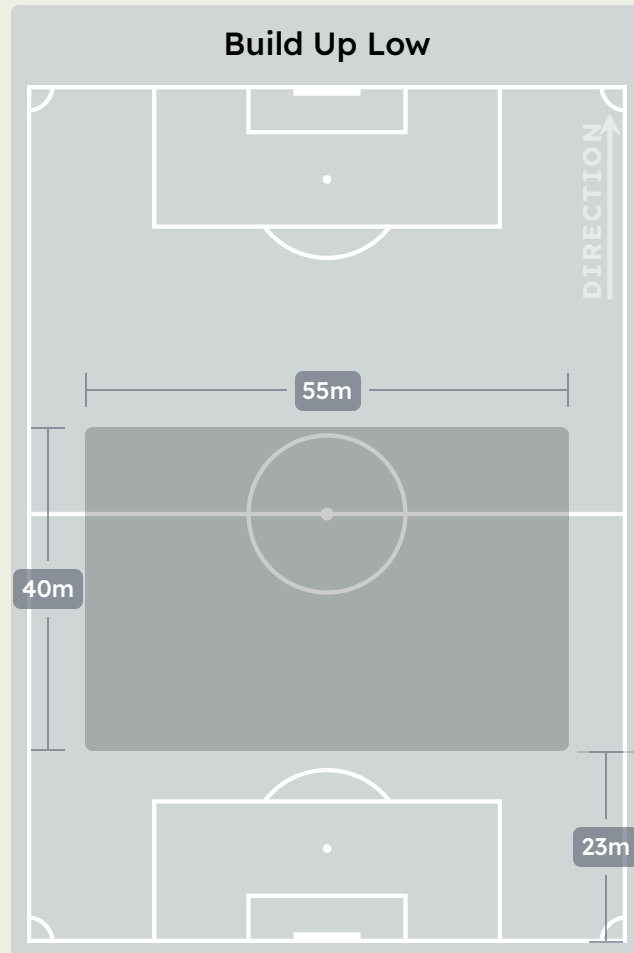


IN POSSESSION

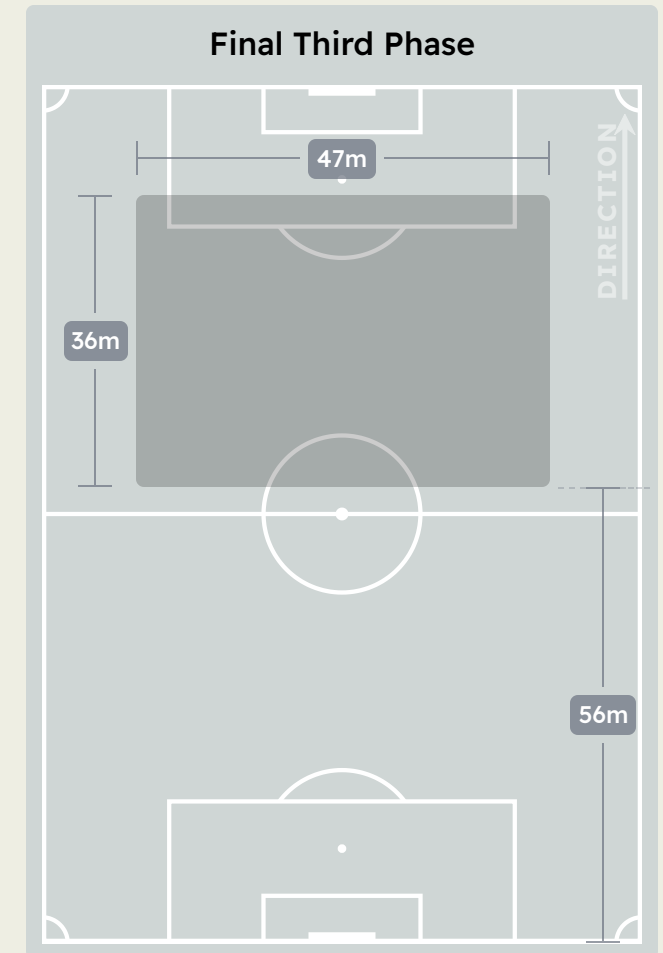
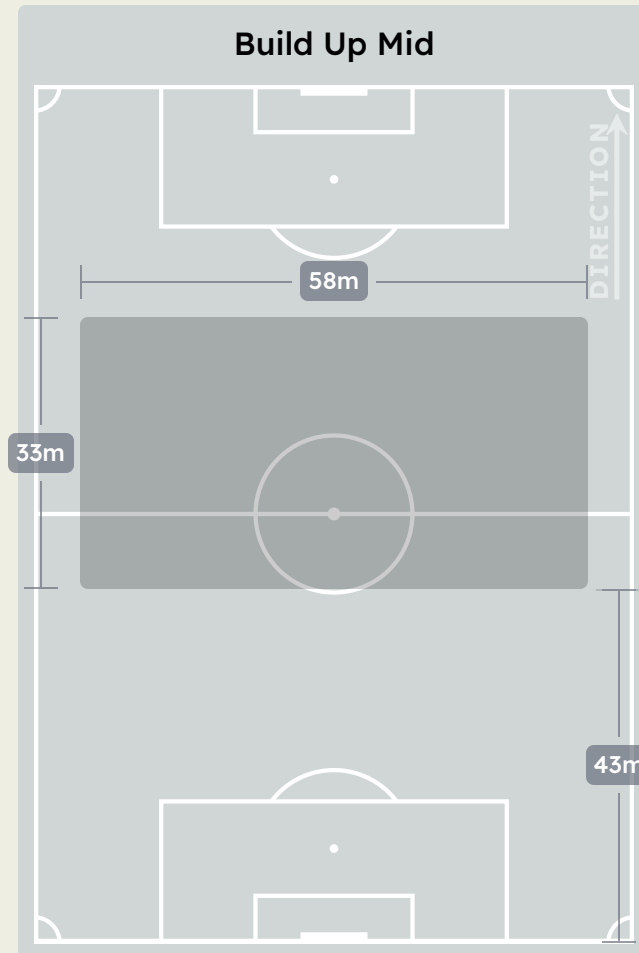
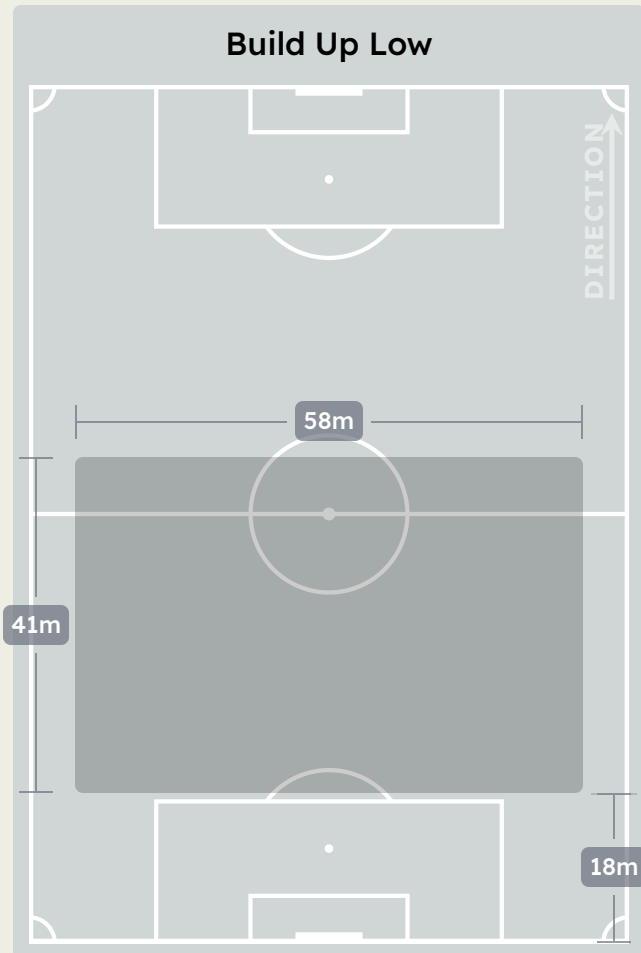


Palmeiras v Botafogo

In Possession Line Height & Team Length



In Possession Line Height & Team Length



Line Breaks



Attempted Line Breaks

152

25
Attempted

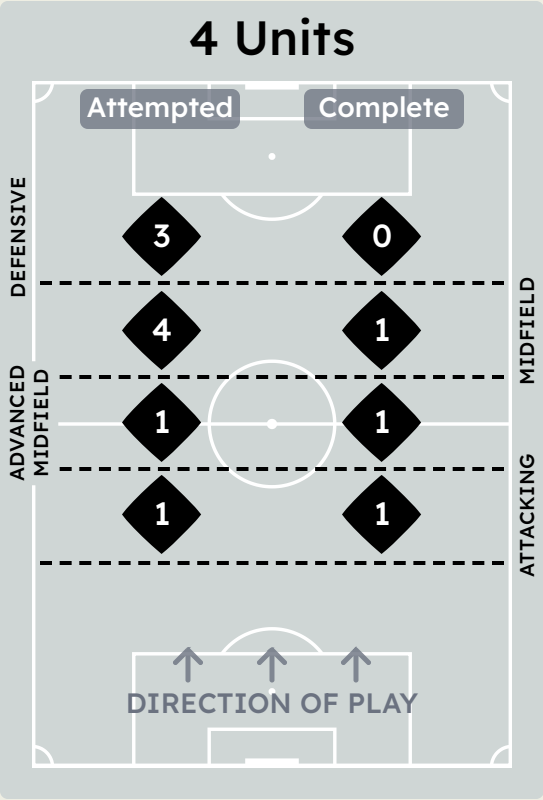
19
Complete

60
Attempted

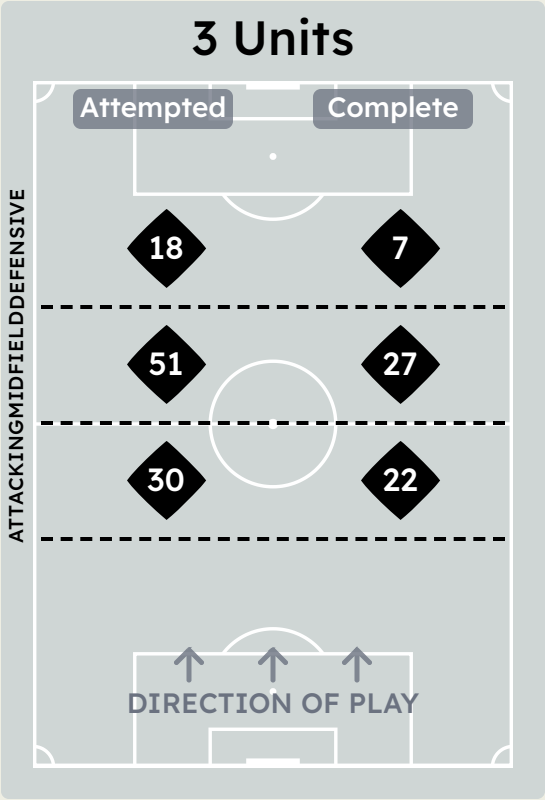
55
Complete

67
Attempted

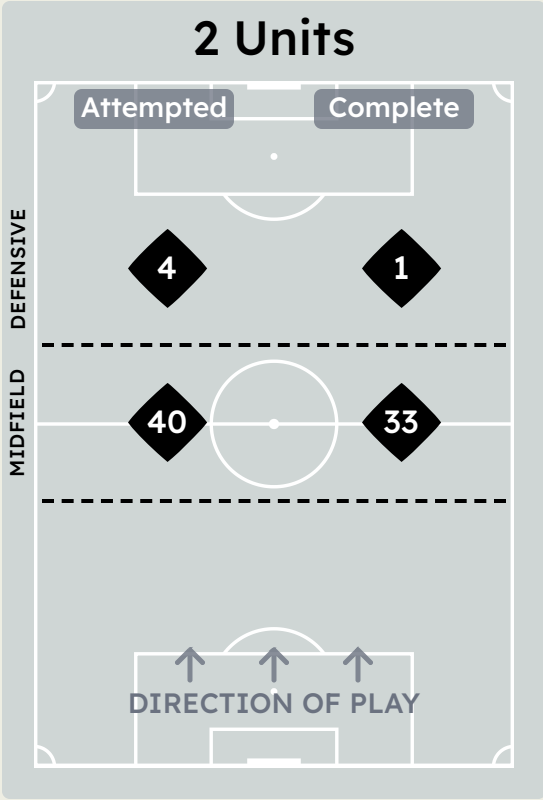
19
Complete



Attempted Line Breaks	9
Inside Shape	6
Outside Shape	3



Attempted Line Breaks	99
Inside Shape	54
Outside Shape	45



Attempted Line Breaks	44
Inside Shape	25
Outside Shape	19

Line Breaks



Attempted Line Breaks

134

44 Attempted

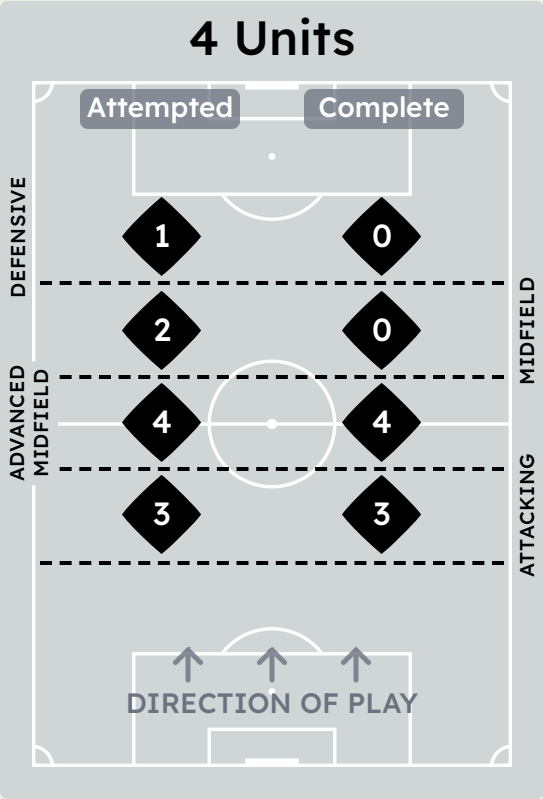
35 Complete

48 Attempted

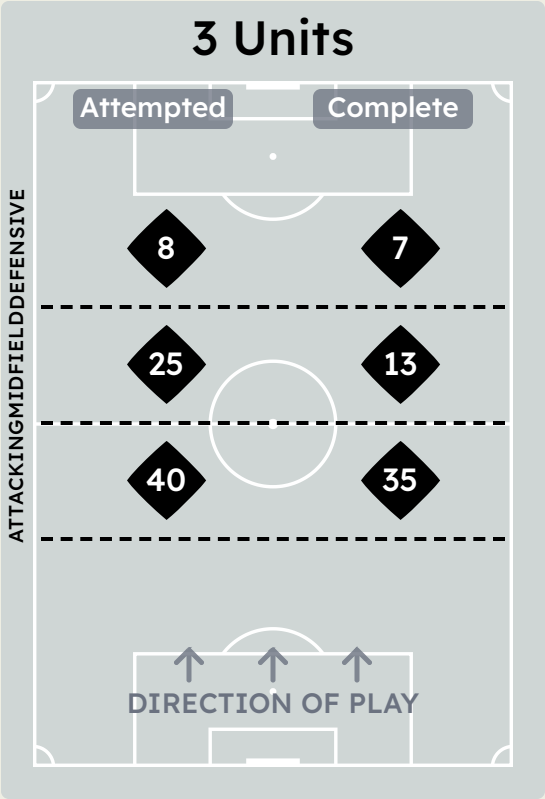
40 Complete

42 Attempted

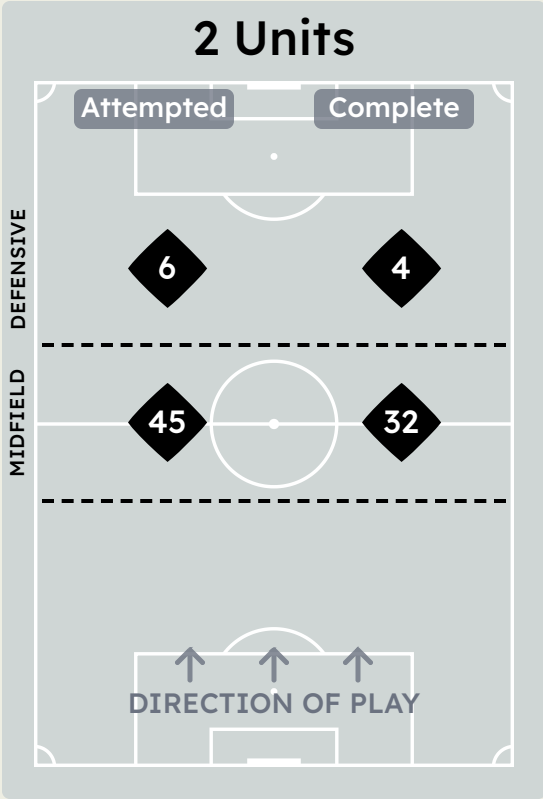
23 Complete



Attempted Line Breaks	10
Inside Shape	6
Outside Shape	4



Attempted Line Breaks	73
Inside Shape	44
Outside Shape	29



Attempted Line Breaks	51
Inside Shape	36
Outside Shape	15

[illegible]

Line Breaks

[illegible]

Passing Networks



#	Passes From ↓ to →	WEVERTON	BRUNO FUCHS	Agustin GIAY	Richard RIOS	VITOR ROQUE	Gustavo GOMEZ	MAURICIO	Joaquin PIQUEREZ	Emiliano MARTINEZ	ALLAN	ESTEVAO	Anibal MORENO	PAULINHO	MAYKE	MICAEL	Facundo TORRES	LUIGHI
21	WEVERTON		10	0	0	1	5	1	0	0	1	2	0	0	0	0	0	0
3	BRUNO FUCHS	12		3	2	2	10	1	14	6	0	1	0	1	0	0	0	0
4	Agustin GIAY	1	0		8	0	11	4	2	2	7	0	1	3	1	0	0	0
8	Richard RIOS	0	6	9		0	4	3	3	4	2	1	1	3	3	0	2	0
9	VITOR ROQUE	0	0	0	0		0	1	1	0	0	1	0	0	0	0	0	0
15	Gustavo GOMEZ	4	7	14	2	2		0	1	5	4	3	1	1	2	0	0	1
18	MAURICIO	0	1	6	3	0	2		3	1	4	1	0	0	0	0	0	1
22	Joaquin PIQUEREZ	2	12	0	4	0	2	1		6	0	6	3	7	0	0	3	2
32	Emiliano MARTINEZ	3	8	4	3	2	3	1	7		0	3	0	2	0	0	0	1
40	ALLAN	0	0	3	2	0	0	5	0	1		1	0	0	0	0	0	0
41	ESTEVAO	0	0	1	0	2	0	1	6	1	0		0	0	0	0	0	0
5	Anibal MORENO	0	0	1	1	0	3	0	2	0	0	0		0	1	0	2	1
10	PAULINHO	0	3	2	2	0	0	0	4	1	0	0	0		0	0	0	1
12	MAYKE	2	0	0	1	0	2	0	0	0	0	0	0	0		0	2	0
13	MICAEL	0	0	0	0	0	0	0	0	0	0	0	0	0	0		0	0
17	Facundo TORRES	0	0	0	3	0	0	0	2	1	0	0	0	0	1	0		6
31	LUIGHI	0	0	0	3	0	0	1	2	1	0	0	1	0	0	0	3	

Top 5 Player to Player Passers		
Player	Passed To	% of Total Team Passes
BRUNO FUCHS	Joaquin PIQUEREZ	3.6%
Gustavo GOMEZ	Agustin GIAY	3.6%

BRUNO FUCHS	WEVERTON	3.1%
Joaquin PIQUEREZ	BRUNO FUCHS	3.1%

Agustin GIAY	Gustavo GOMEZ	2.8%
--------------	---------------	------

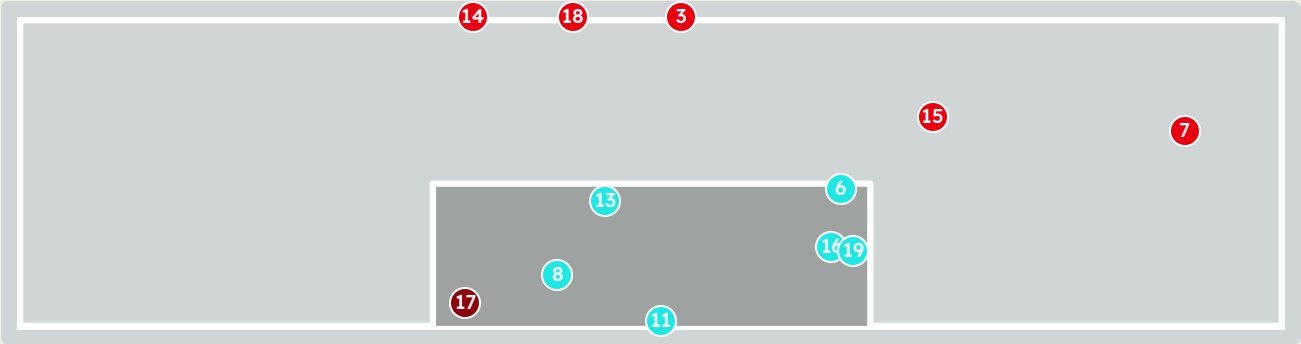
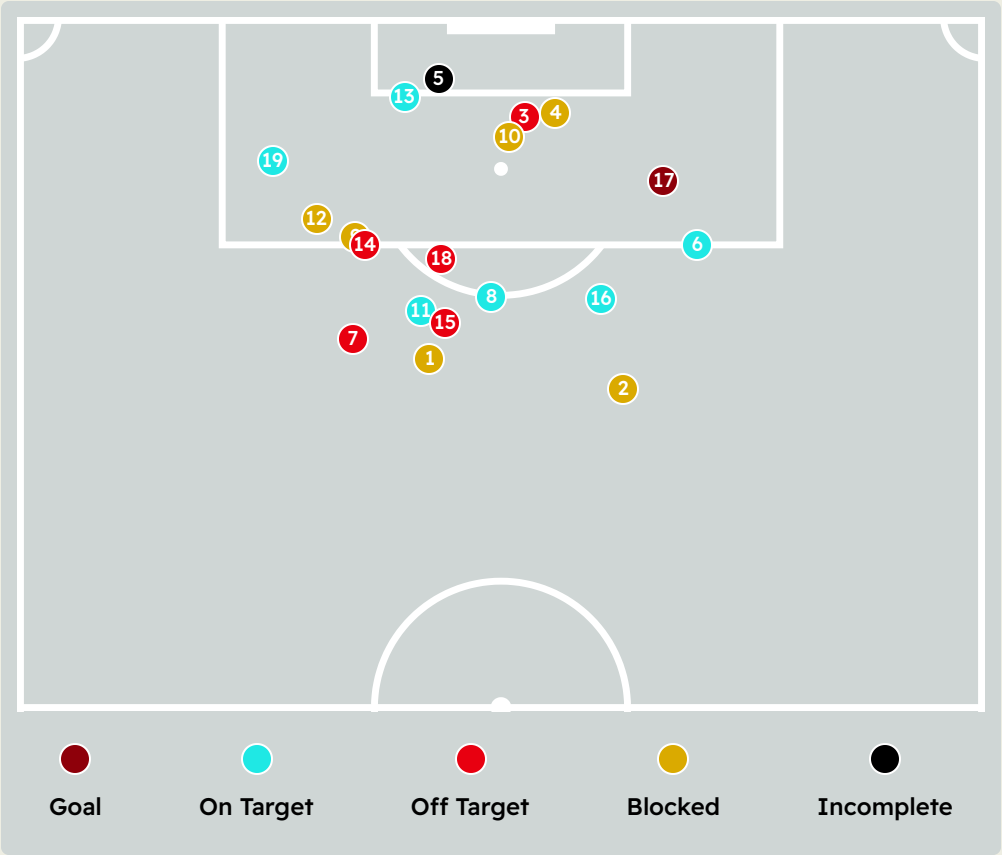
Passing Networks



#	Passes From	JOHN	VITINHO	DANILO	ARTUR	Jefferson SAVARINO	ALEX TELLES	MARLON FREITAS	Alexander BARBOZA	ALLAN	JAIR CUNHA	IGOR JESUS	Alvaro MONTORO	MARCAL	NEWTON	Joaquin CORREA	KAIO	CUIABANO	ARTHUR CABRAL
12	JOHN		2	1	0	1	1	6	7	3	5	0	0	0	1	0	2	0	0
2	VITINHO	0		4	5	3	0	5	2	4	2	2	1	0	3	3	2	0	0
5	DANILO	0	5		3	2	0	7	7	5	4	1	1	0	0	0	0	0	0
7	ARTUR	0	6	1		2	0	7	0	1	2	1	0	0	5	3	2	0	0
10	Jefferson SAVARINO	0	2	0	1		0	3	1	2	3	0	0	0	0	0	0	0	0
13	ALEX TELLES	1	0	1	0	1		4	1	0	0	0	0	0	0	0	0	0	0
17	MARLON FREITAS	0	3	13	7	5	6		11	8	9	0	1	0	4	4	5	0	0
20	Alexander BARBOZA	6	0	8	1	2	3	11		2	10	3	3	0	0	8	2	0	0
25	ALLAN	0	3	4	5	1	0	9	5		6	0	0	0	0	0	0	0	0
32	JAIR CUNHA	5	5	4	0	1	0	10	9	5		1	0	0	0	0	0	0	0
99	IGOR JESUS	0	0	0	2	1	0	1	0	0	0		1	0	0	1	0	1	1
8	Alvaro MONTORO	0	0	0	0	1	0	1	4	0	0	2		0	0	7	0	2	0
21	MARCAL	0	0	0	0	0	0	0	0	0	0	0	0		0	0	0	0	0
28	NEWTON	0	3	0	5	0	0	4	3	0	0	0	2	0		6	1	0	0
30	Joaquin CORREA	0	2	0	7	0	0	2	1	0	1	1	10	0	4		6	0	1
31	KAIO	1	4	0	3	0	0	0	3	0	0	0	0	0	6	5		1	0
66	CUIABANO	0	0	0	0	0	0	1	0	0	0	2	1	0	0	0	0		0
98	ARTHUR CABRAL	0	0	0	1	0	0	0	1	0	0	0	0	0	0	2	0	0	

Top 5 Player to Player Passers		
Player	Passed To	% of Total Team Passes
MARLON FREITAS	DANILO	2.7%
MARLON FREITAS	Alexander BARBOZA	2.3%
Alexander BARBOZA	MARLON FREITAS	2.3%
Alexander BARBOZA	JAIR CUNHA	2.1%
JAIR CUNHA	MARLON FREITAS	2.1%

Attempts at Goal



Key	Outcome	Shots
●	Goals	1
●	On Target	6
●	Off Target	5
●	Blocked	6
●	Incomplete	1

Attempts at Goal



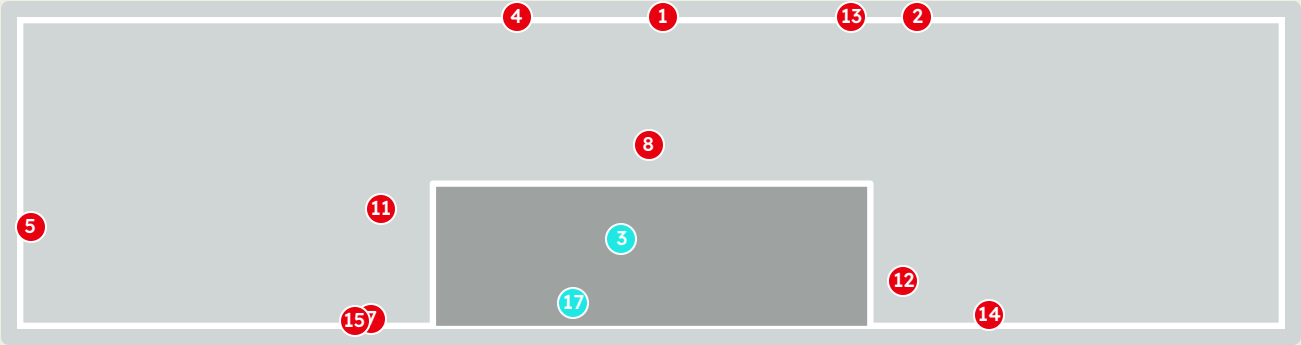
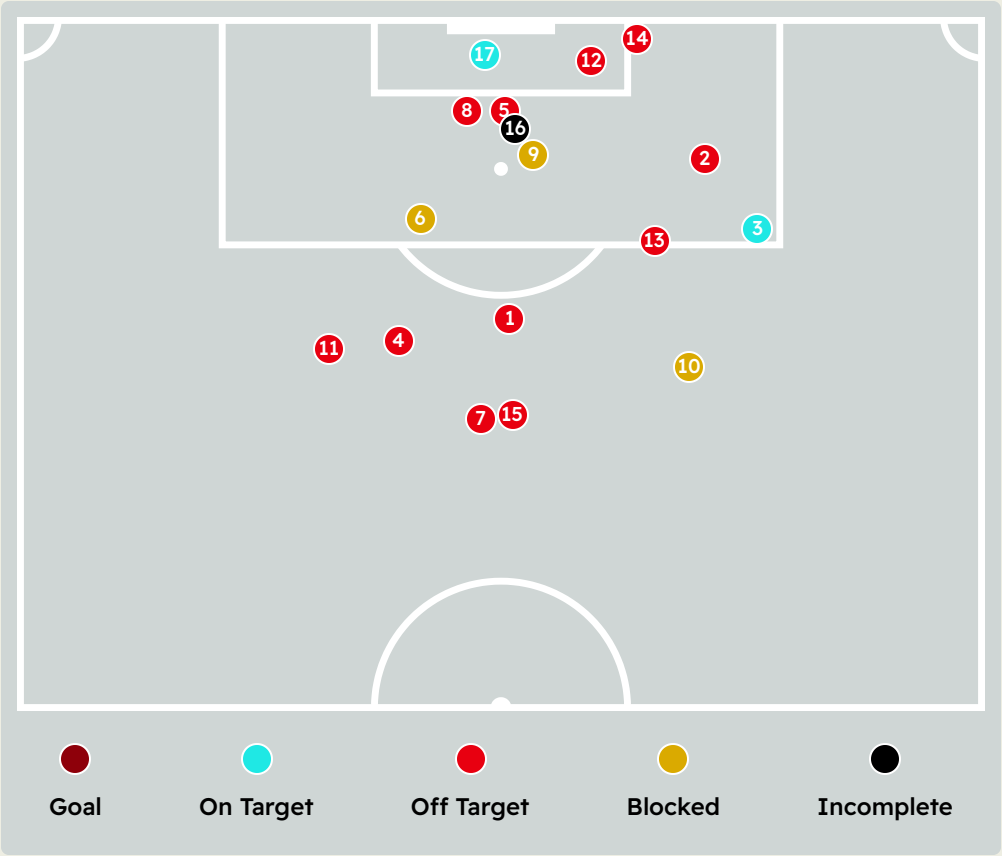
Time	Player	Outcome	Body Part	Delivery Type
6	8 Richard RIOS	Incomplete - Blocked	Right Foot	Freekick
19	4 Agustin GIAY	Incomplete - Blocked	Right Foot	Pass
21	3 BRUNO FUCHS	Deflected Off Target - Defensive Event	Right Foot	Cross
24	15 Gustavo GOMEZ	Incomplete - Blocked	Right Foot	Other
38	9 VITOR ROQUE	Incomplete - Referee Event	Head	Corner
49	8 Richard RIOS	On Target - Saved	Right Foot	Pass
45	9 VITOR ROQUE	Off Target	Right Foot	Pass
46	41 ESTEVAO	On Target - Saved	Left Foot	Pass
54	9 VITOR ROQUE	Incomplete - Blocked	Right Foot	Loose Ball
58	9 VITOR ROQUE	Incomplete - Blocked	Right Foot	Loose Ball
59	18 MAURICIO	On Target - Saved	Left Foot	Loose Ball
67	10 PAULINHO	Incomplete - Blocked	Right Foot	Pass
72	18 MAURICIO	On Target - Saved	Head	Cross
79	31 LUIGHI	Deflected Off Target - Defensive Event	Right Foot	Pass
87	10 PAULINHO	Off Target	Right Foot	Pass
96	8 Richard RIOS	On Target - Saved	Right Foot	Pass
99	10 PAULINHO	On Target - Goal	Left Foot	Ball Progression

Attempts at Goal



Time	Player	Outcome	Body Part	Delivery Type
105	15 Gustavo GOMEZ	Off Target	Right Foot	Pass
115	17 Facundo TORRES	On Target - Saved	Left Foot	Pass

Attempts at Goal



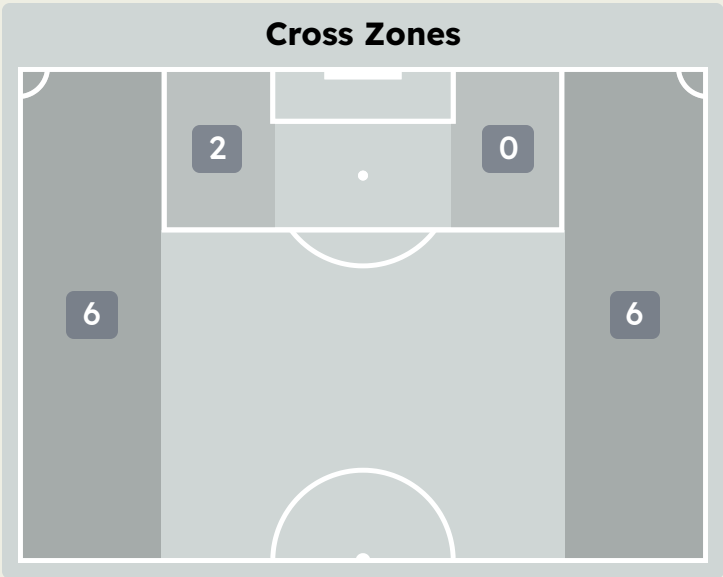
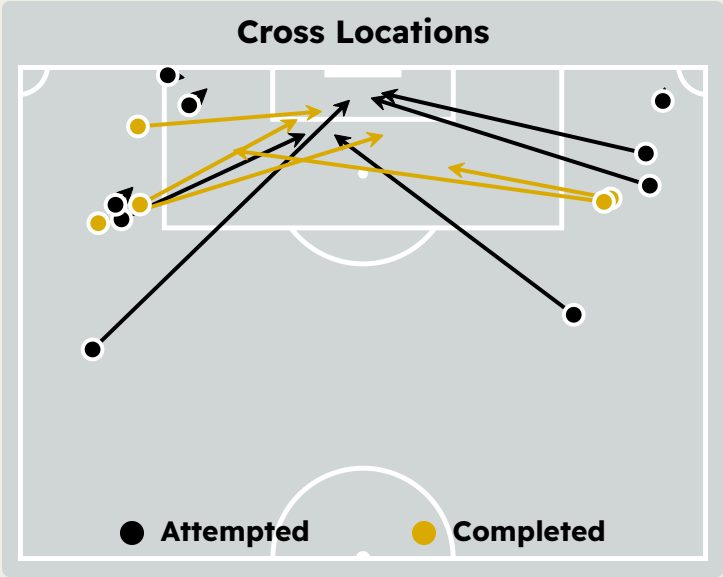
Key	Outcome	Shots
●	Goals	0
●	On Target	2
●	Off Target	11
●	Blocked	3
●	Incomplete	1

Attempts at Goal

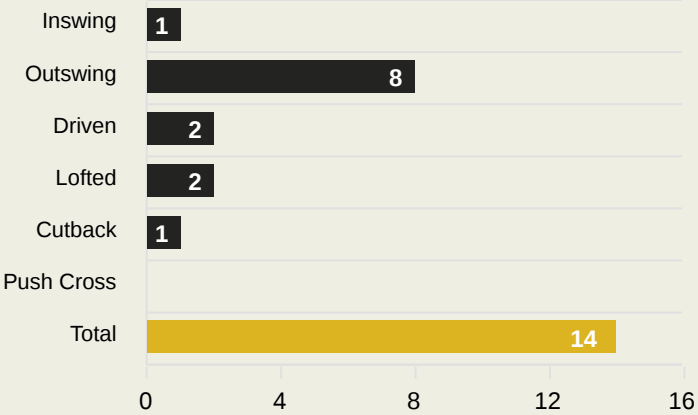


Time	Player	Outcome	Body Part	Delivery Type
33	10 Jefferson SAVARINO	Off Target	Right Foot	Pass
42	17 MARLON FREITAS	Off Target	Right Foot	Loose Ball
48	7 ARTUR	On Target	Left Foot	Ball Progression
69	10 Jefferson SAVARINO	Off Target	Right Foot	Ball Progression
94	99IGOR JESUS	Off Target	Head	Corner
106	66CUIABANO	Incomplete - Blocked	Right Foot	Other
105	28NEWTON	Deflected Off Target - Defensive Event	Right Foot	Loose Ball
106	99IGOR JESUS	Off Target	Head	Corner
107	99IGOR JESUS	Incomplete - Blocked	Head	Cross
108	28NEWTON	Incomplete - Blocked	Right Foot	Pass
109	7 ARTUR	Off Target	Left Foot	Pass
114	2 VITINHO	Off Target	Right Foot	Cross
118	2 VITINHO	Off Target	Left Foot	Loose Ball
119	7 ARTUR	Off Target	Head	Corner
121	31 KAIO	Deflected Off Target - Defensive Event	Right Foot	Loose Ball
122	99IGOR JESUS	Incomplete - Player On Ball Error	Right Foot	Corner
122	99IGOR JESUS	On Target - Saved	Left Foot	Loose Ball

Crosses (Open Play)



Delivery Type



Attempted

14

Completed

5

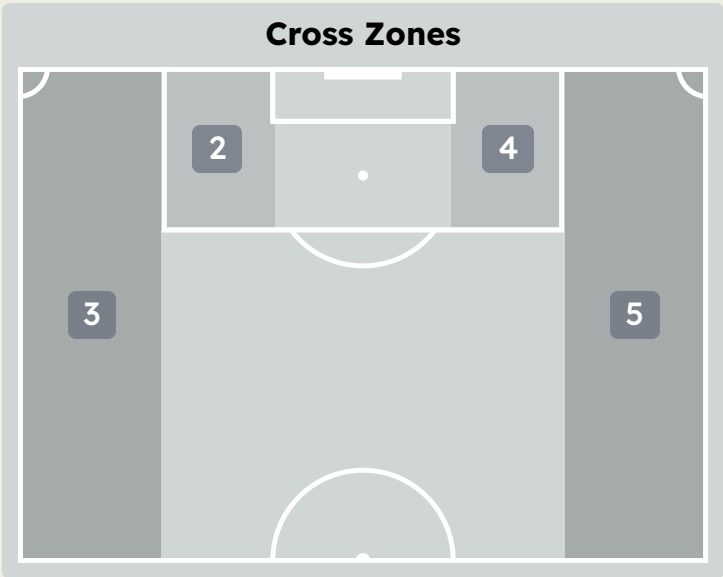
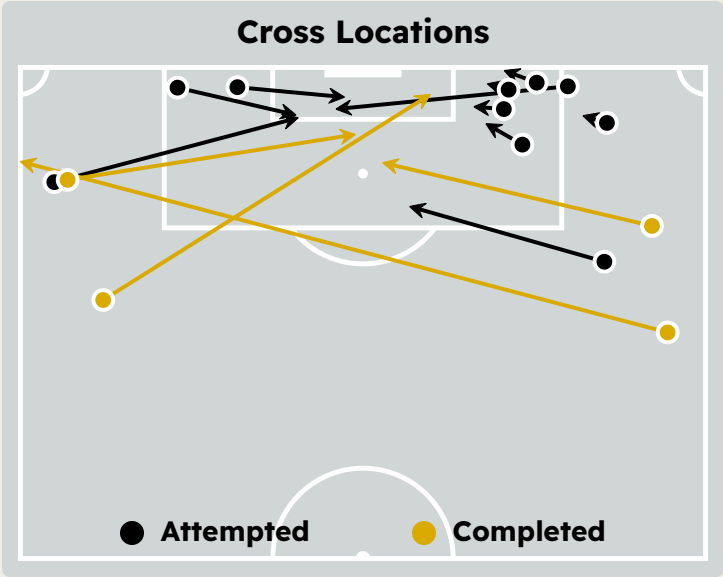
Most Crosses Attempted

5

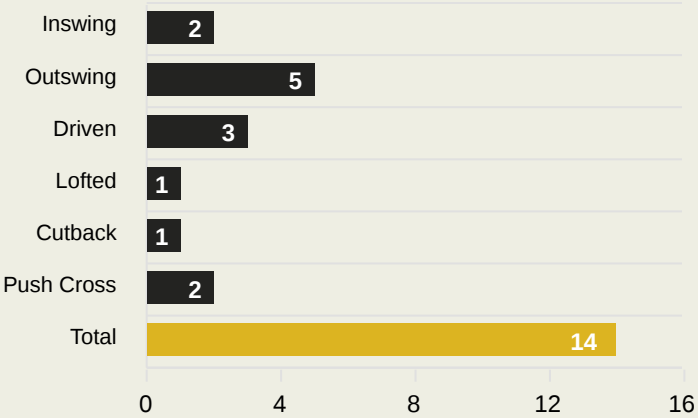
Joaquin PIQUEREZ
LEFT BACK

#	Player	Inswing	Outswing	Driven	Lofted	Cutback	Push Cross	Total Attempted
21	WEVERTON	0	0	0	0	0	0	0
3	BRUNO FUCHS	0	0	0	0	0	0	0
4	Agustin GIAY	0	1	0	0	0	0	1
8	Richard RIOS	0	1	0	0	0	0	1
9	VITOR ROQUE	0	0	0	0	0	0	0
15	Gustavo GOMEZ	0	0	0	0	0	0	0
18	MAURICIO	0	0	0	0	0	0	0
22	Joaquin PIQUEREZ	0	1	2	2	0	0	5
32	Emiliano MARTINEZ	0	1	0	0	0	0	1
40	ALLAN	1	1	0	0	0	0	2
41	ESTEVAO	0	2	0	0	1	0	3
5	Anibal MORENO	0	0	0	0	0	0	0
10	PAULINHO	0	0	0	0	0	0	0
12	MAYKE	0	1	0	0	0	0	1
13	MICAEL	0	0	0	0	0	0	0
17	Facundo TORRES	0	0	0	0	0	0	0
31	LUIGHI	0	0	0	0	0	0	0

Crosses (Open Play)



Delivery Type



Attempted

14

Completed

4

Most Crosses Attempted

4

ARTUR
RIGHT WINGER

#	Player	Inswing	Outswing	Driven	Lofted	Cutback	Push Cross	Total Attempted
12	JOHN	0	0	0	0	0	0	0
2	VITINHO	0	1	0	0	0	2	3
5	DANILO	0	0	0	0	0	0	0
7	ARTUR	1	2	0	0	1	0	4
10	Jefferson SAVARINO	0	0	0	0	0	0	0
13	ALEX TELLES	0	1	0	0	0	0	1
17	MARLON FREITAS	0	0	0	0	0	0	0
20	Alexander BARBOZA	0	0	0	0	0	0	0
25	ALLAN	0	0	1	0	0	0	1
32	JAIR CUNHA	0	0	0	0	0	0	0
99	IGOR JESUS	0	0	0	1	0	0	1
8	Alvaro MONTORO	1	0	1	0	0	0	2
21	MARCAL	0	0	0	0	0	0	0
28	NEWTON	0	0	0	0	0	0	0
30	Joaquin CORREA	0	0	1	0	0	0	1
31	KAIO	0	0	0	0	0	0	0
66	CUIABANO	0	1	0	0	0	0	1
98	ARTHUR CABRAL	0	0	0	0	0	0	0

Offering to Receive



316

Total Offers Made

122

Total Offers Received

Most Offers

37

MAURICIO

ATTACKING MIDFIELD

145

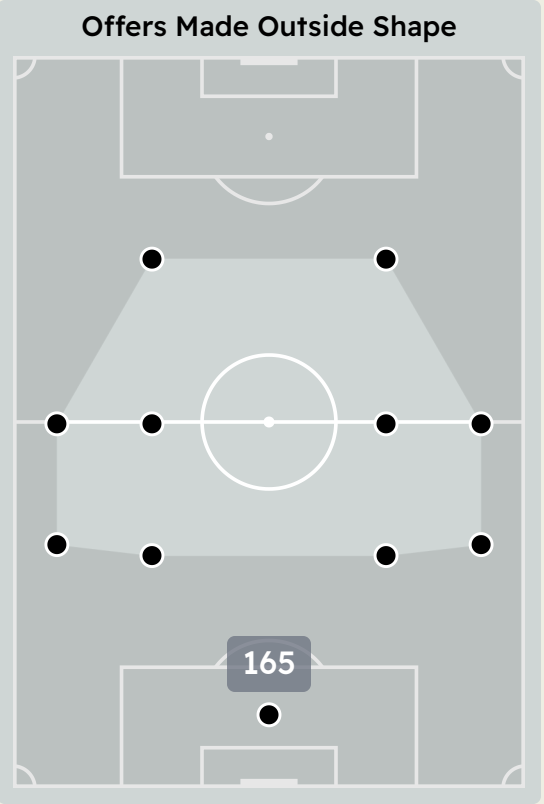
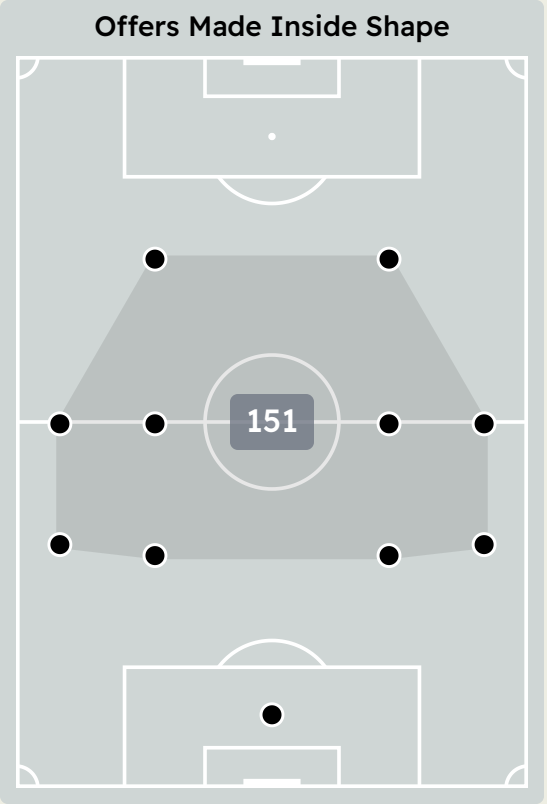
Offers Made in Final Third

132

Offers Made in Middle Third

39

Offers Made in Defensive Third



#	Player	Offers Made	Offers Received	% Made & Received
21	WEVERTON	11	5	45.5%
3	BRUNO FUCHS	24	18	75%
4	Agustin GIAY	13	3	23.1%
8	Richard RIOS	29	13	44.8%
9	VITOR ROQUE	16	2	12.5%
15	Gustavo GOMEZ	16	10	62.5%
18	MAURICIO	37	8	21.6%
22	Joaquin PIQUEREZ	31	17	54.8%
32	Emiliano MARTINEZ	11	4	36.4%
40	ALLAN	9	0	0%
41	ESTEVAO	34	13	38.2%
5	Anibal MORENO	3	3	100%
10	PAULINHO	17	9	52.9%
12	MAYKE	11	1	9.1%
13	MICAEL	0	0	0%
17	Facundo TORRES	27	9	33.3%
31	LUIGHI	27	7	25.9%

Offering to Receive



453

Total Offers Made

179

Total Offers Received

Most Offers

74

VITINHO

RIGHT BACK

198

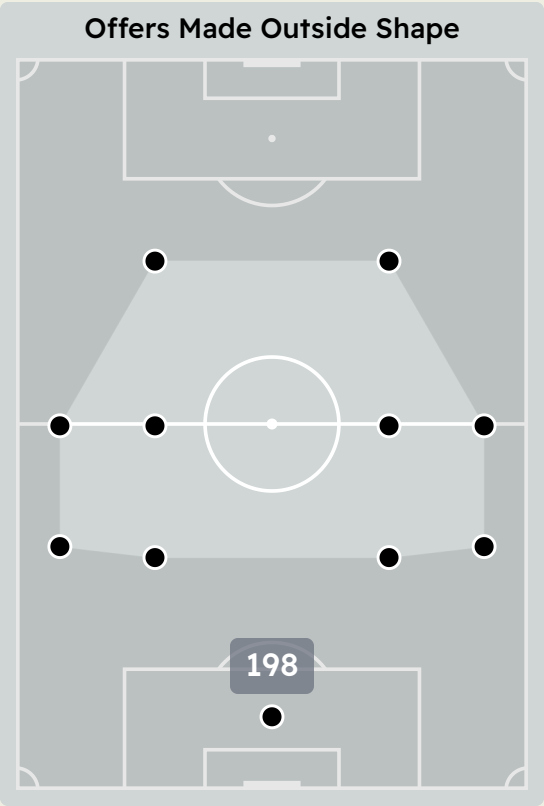
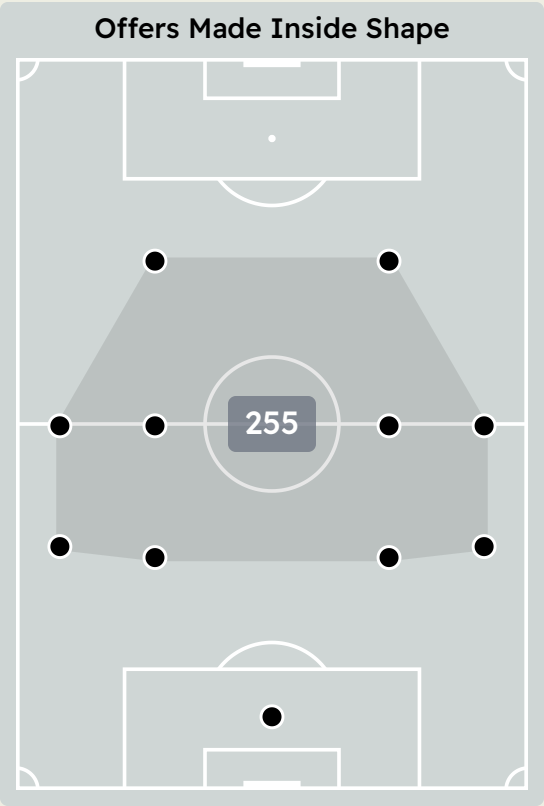
Offers Made in Final Third

208

Offers Made in Middle Third

47

Offers Made in Defensive Third



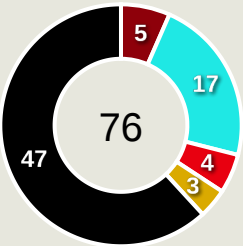
#	Player	Offers Made	Offers Received	% Made & Received
12	JOHN	10	5	50%
2	VITINHO	74	22	29.7%
5	DANILO	33	16	48.5%
7	ARTUR	60	20	33.3%
10	Jefferson SAVARINO	35	11	31.4%
13	ALEX TELLES	10	2	20%
17	MARLON FREITAS	35	21	60%
20	Alexander BARBOZA	10	3	30%
25	ALLAN	28	16	57.1%
32	JAIR CUNHA	4	1	25%
99	IGOR JESUS	50	7	14%
8	Alvaro MONTORO	27	16	59.3%
21	MARCAL	0	0	0%
28	NEWTON	21	9	42.9%
30	Joaquin CORREA	32	21	65.6%
31	KAIO	8	6	75%
66	CUIABANO	7	2	28.6%
98	ARTHUR CABRAL	9	1	11.1%

Movement to Receive

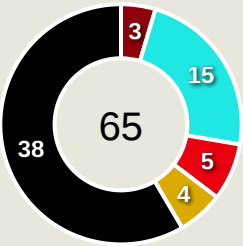


Movement Types by Phase

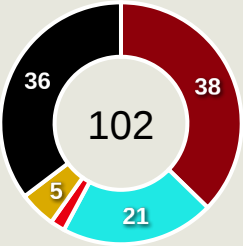
Final Third Phase



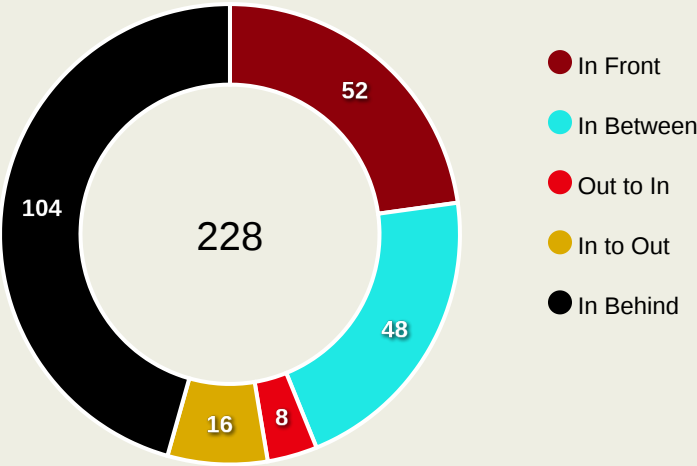
Progression Phase



Build Up Phase



All Movement Types

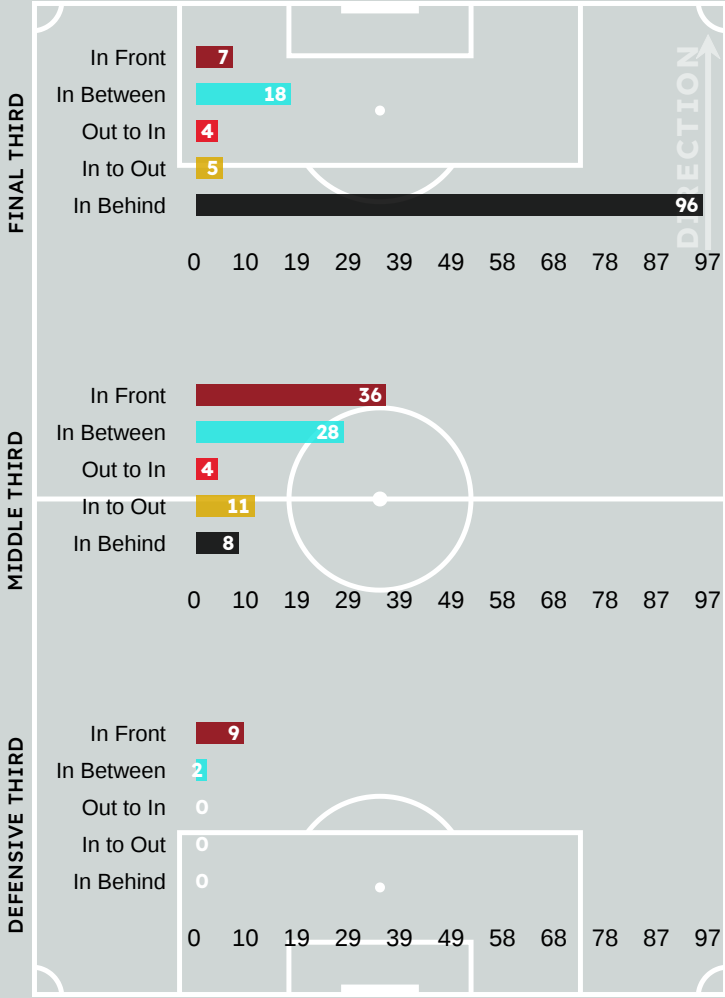


- In Front
- In Between
- Out to In
- In to Out
- In Behind

Top Ranked Players

Type	Player	Movements
In Front	8 Richard RIOS	16
In Between	18 MAURICIO	17
Out to In	22 Joaquin PIQUEREZ	2
In to Out	18 MAURICIO	5
In Behind	41 ESTEVAO	25

Movement Types Pitch Third

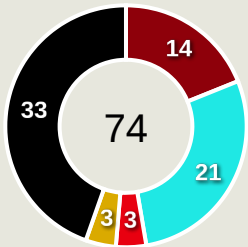


Movement to Receive

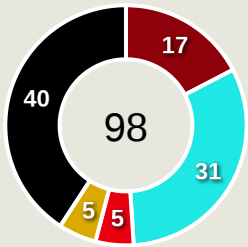


Movement Types by Phase

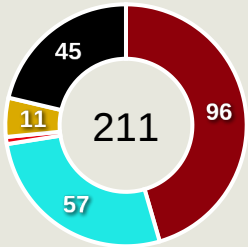
Final Third Phase



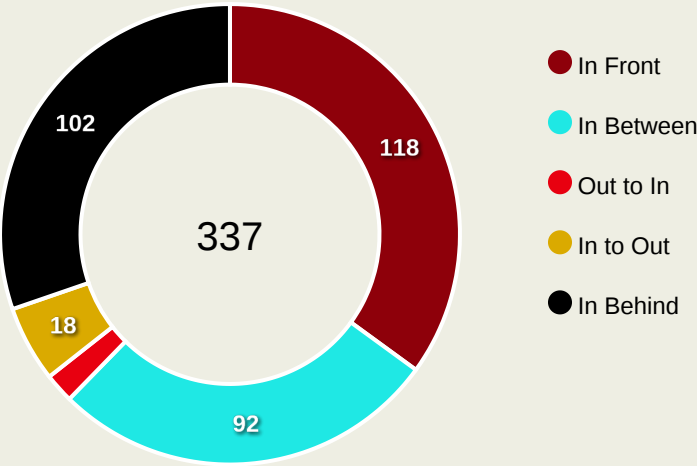
Progression Phase



Build Up Phase



All Movement Types

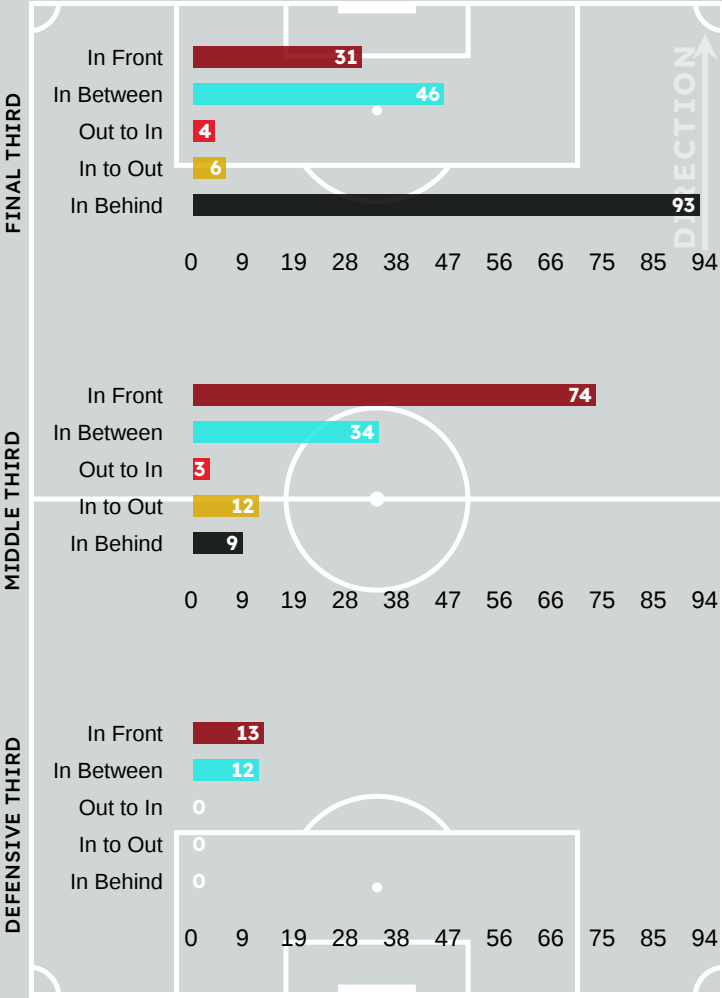


- In Front
- In Between
- Out to In
- In to Out
- In Behind

Top Ranked Players

Type	Player	Movements
In Front	5 DANILO	18
In Between	99IGOR JESUS	15
Out to In	2 VITINHO	3
In to Out	7 ARTUR	9
In Behind	99IGOR JESUS	29

Movement Types Pitch Third



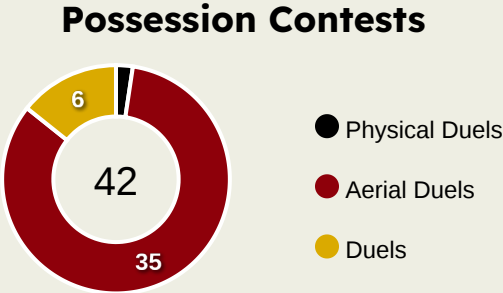
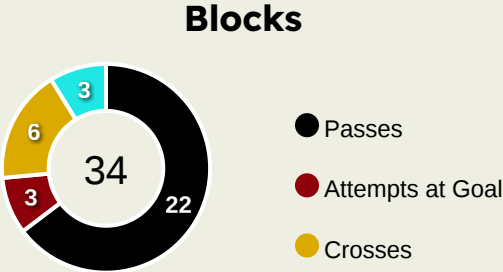
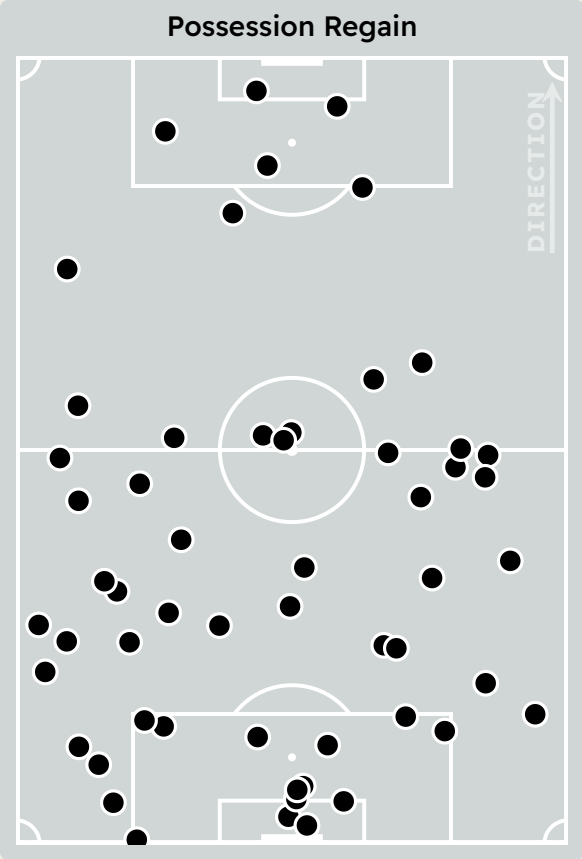
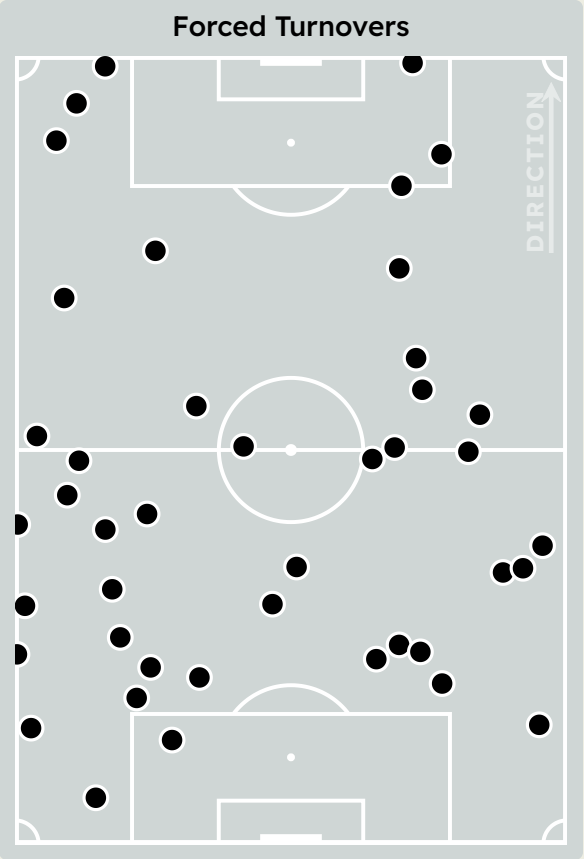


OUT OF POSSESSION



Palmeiras v Botafogo

Defensive Actions



#	Player	Total Possession Regains
21	WEVERTON	5
3	BRUNO FUCHS	8
4	Agustin GIAY	7
8	Richard RIOS	1
9	VITOR ROQUE	2
15	Gustavo GOMEZ	5
18	MAURICIO	1
22	Joaquin PIQUEREZ	4
32	Emiliano MARTINEZ	6
40	ALLAN	1
41	ESTEVAO	1
5	Anibal MORENO	0
10	PAULINHO	0
12	MAYKE	2
13	MICAEL	3
17	Facundo TORRES	0
31	LUIGHI	1

Defensive Actions

47

Forced Turnovers

49

Possession Regained

6

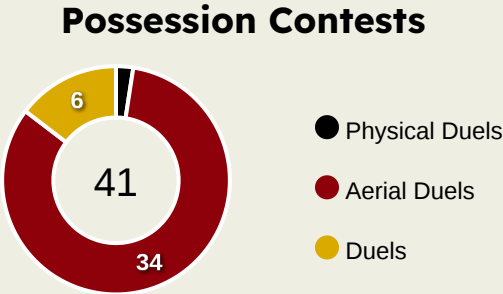
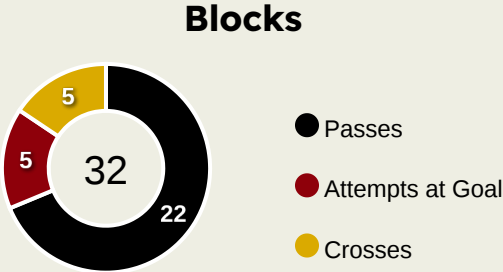
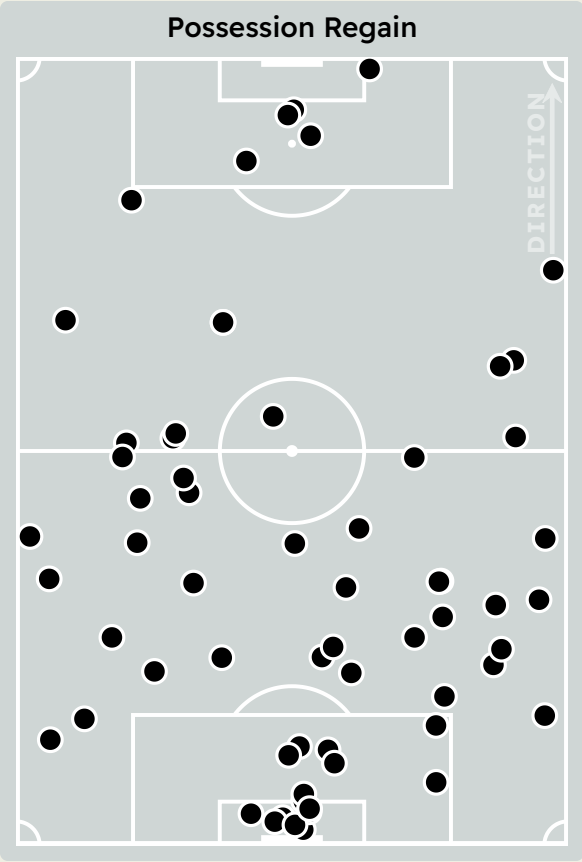
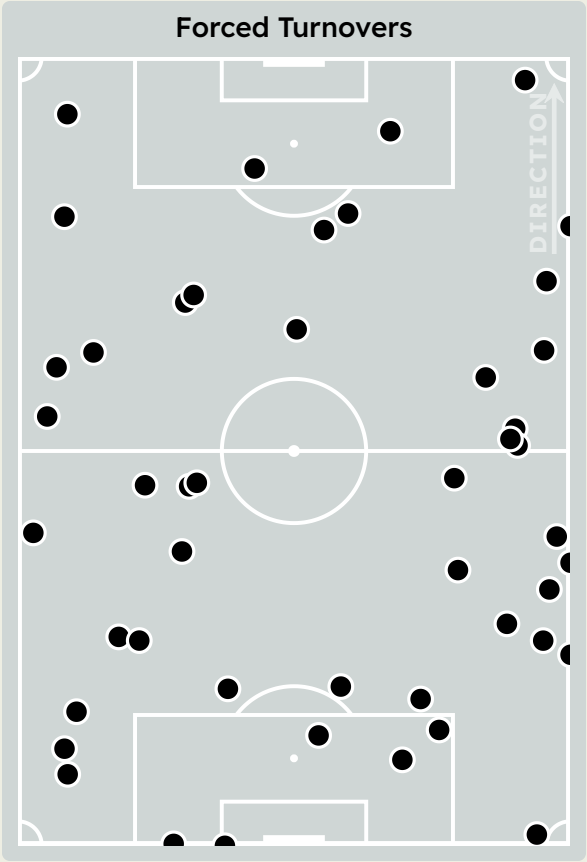
Interceptions

50

Tackles

3.73

Possession Actions / Defensive Action



Most Possession Regains

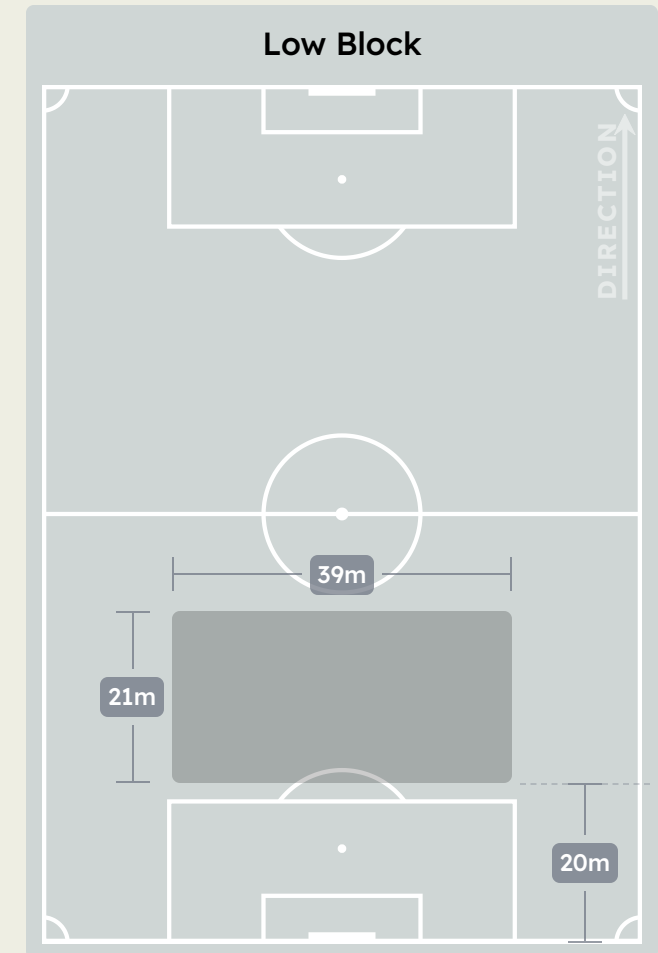
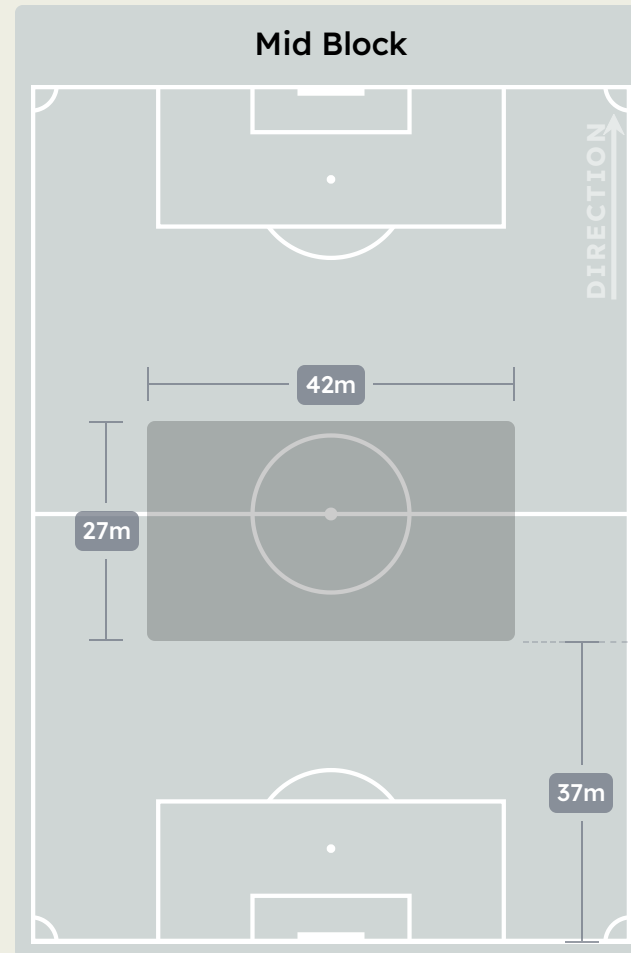
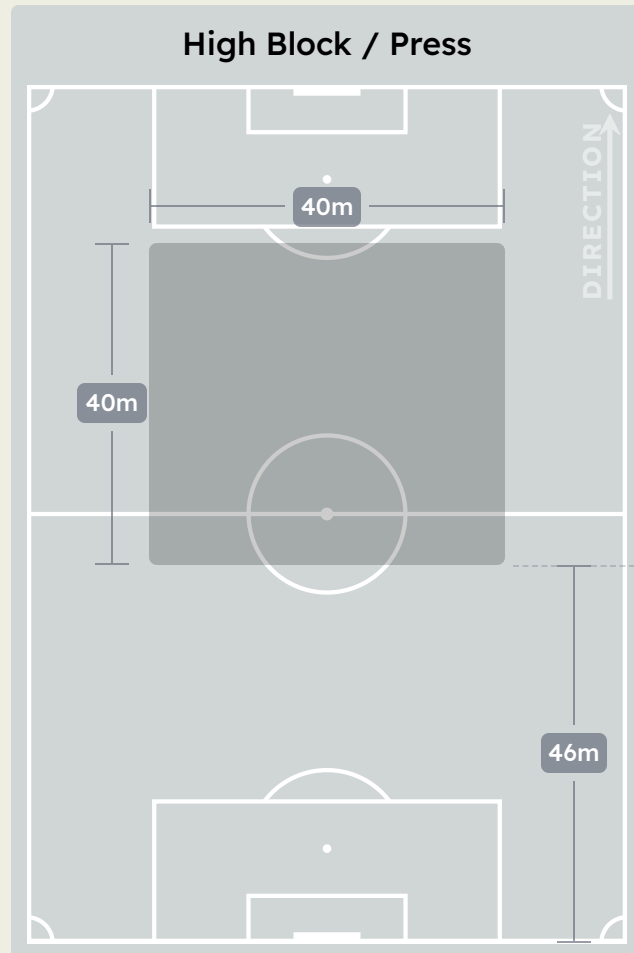
10

JOHN
GOALKEEPER

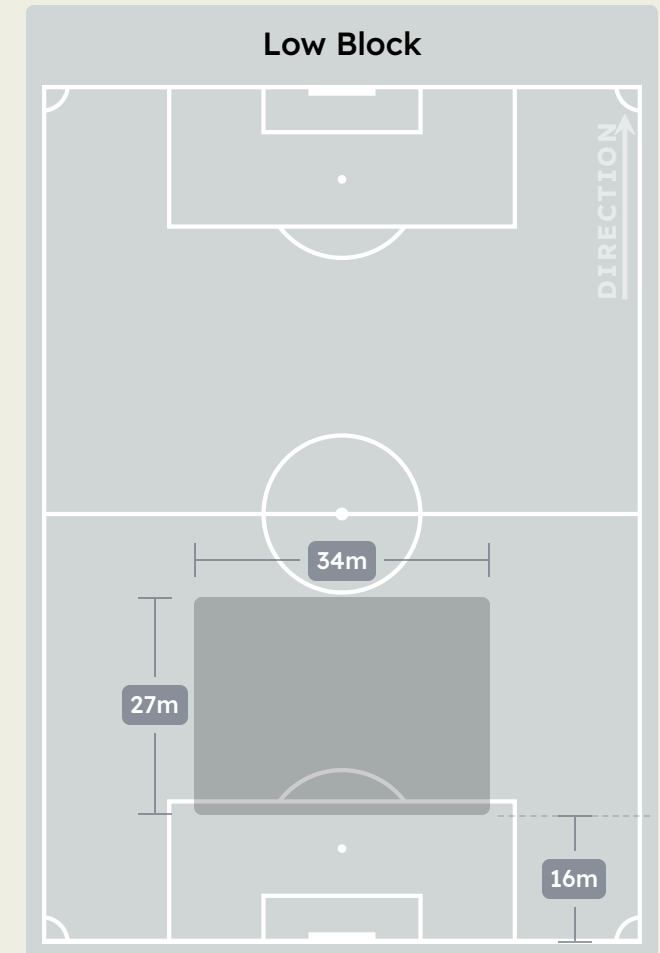
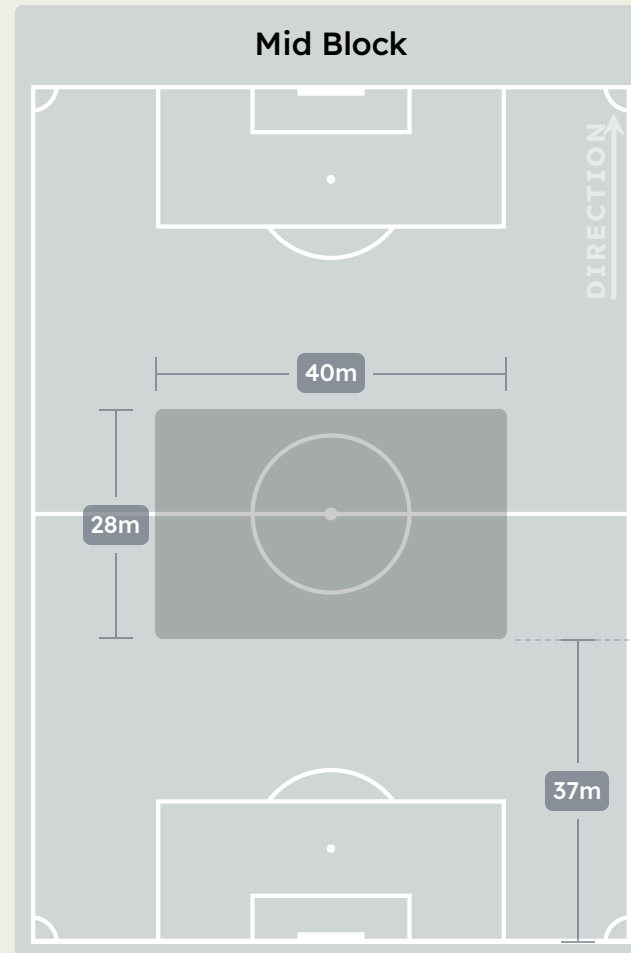
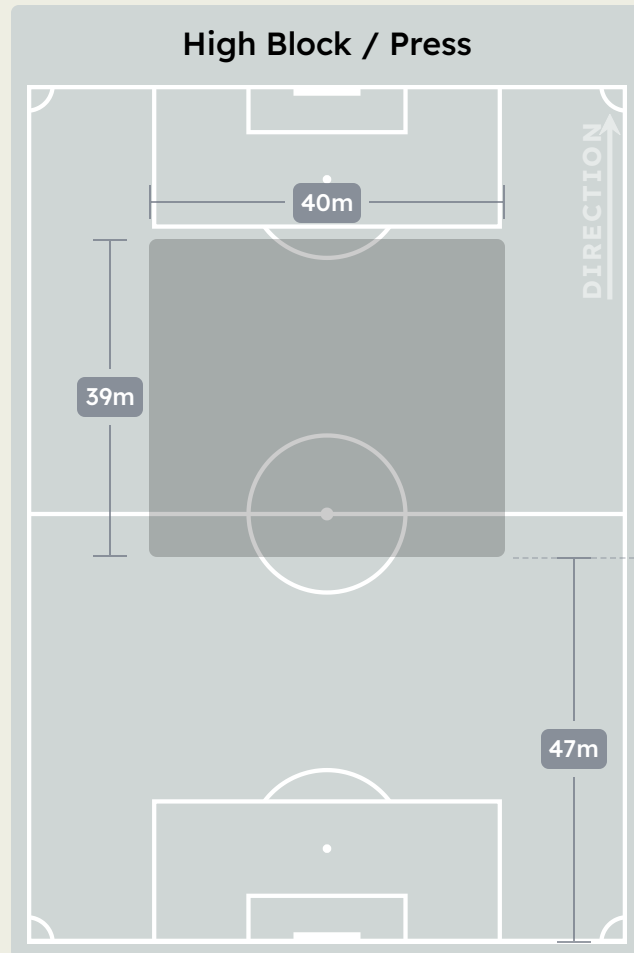


#	Player	Total Possession Regains
12	JOHN	10
2	VITINHO	5
5	DANILO	4
7	ARTUR	3
10	Jefferson SAVARINO	0
13	ALEX TELLES	0
17	MARLON FREITAS	1
20	Alexander BARBOZA	8
25	ALLAN	2
32	JAIR CUNHA	3
99	IGOR JESUS	2
8	Alvaro MONTORO	3
21	MARCAL	0
28	NEWTON	0
30	Joaquin CORREA	2
31	KAIO	4
66	CUIABANO	1
98	ARTHUR CABRAL	1

Defensive Line Height & Team Length




Defensive Line Height & Team Length



Defensive Pressure



Palmeiras



294	Total Pressures	230
60	Direct Pressures	43
1.38s	Avg Pressure Duration	1.59s
43	Forced Turnovers	47
18.37s	Ball Recovery Time	15.76s
98	Pushing on into Pressing	87
201	Pushing on	164
47	Pressing Direction Inside	24
182	Pressing Direction Outside	161

Most Direct Pressures

10

Richard RIOS
DEFENSIVE MIDFIELD CENTRE
RIGHT

Most Direct Pressures

7

MARLON FREITAS
LEFT CENTRE MIDFIELD
RIGHT

Botafogo





GOALKEEPING



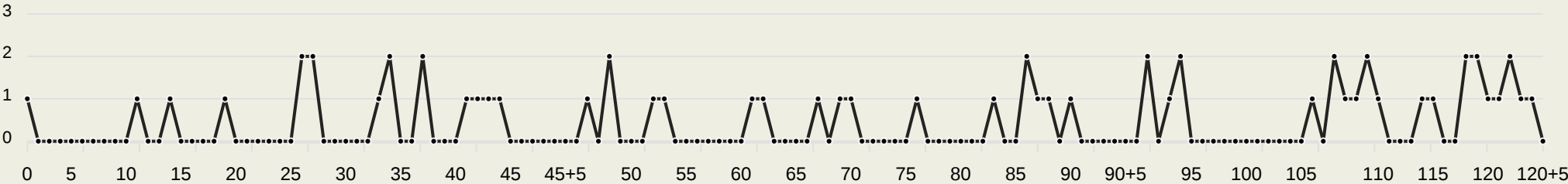
Palmeiras v Botafogo

Goalkeeping Involvement



Palmeiras

Palmeiras GK Involvement Timeline



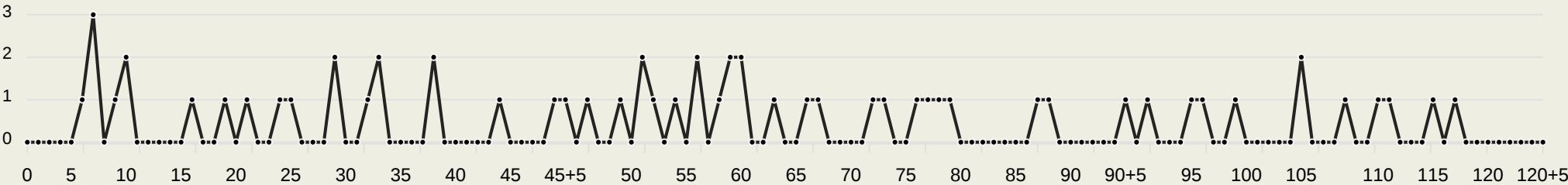
62

Total Involvements



Botafogo

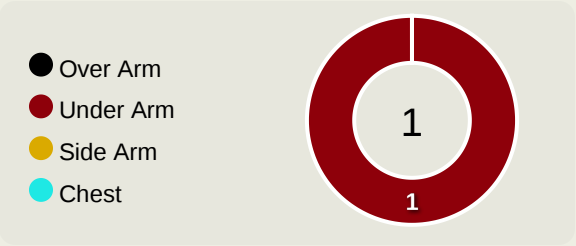
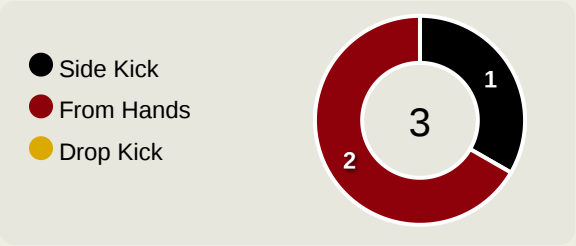
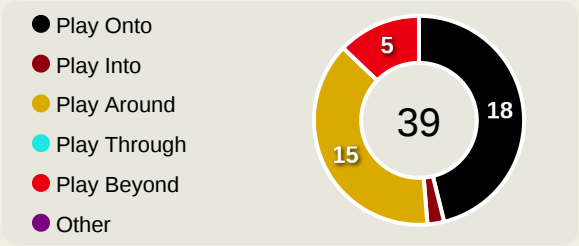
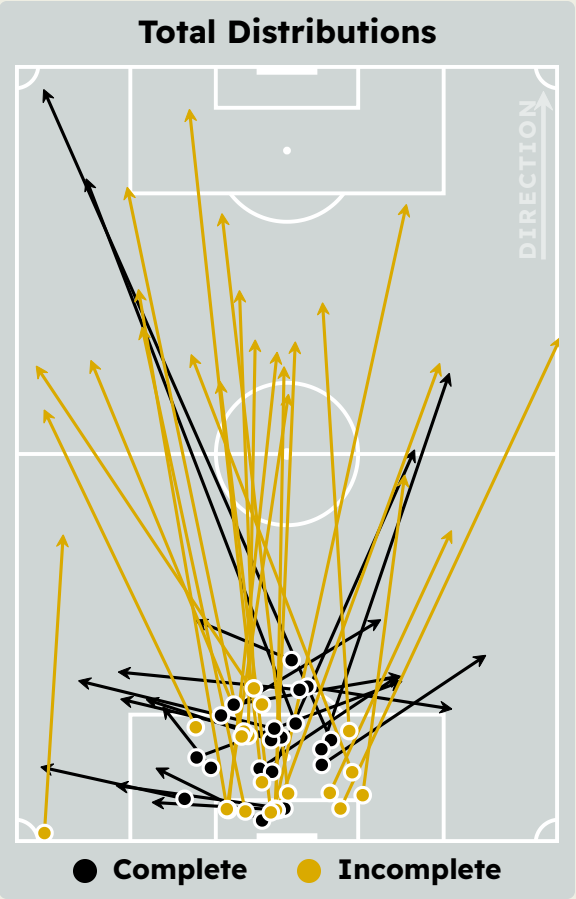
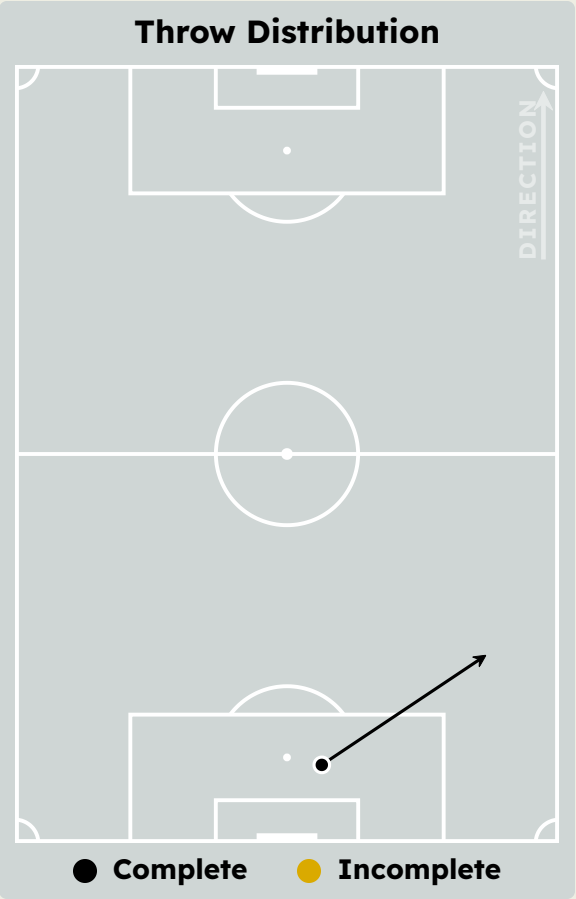
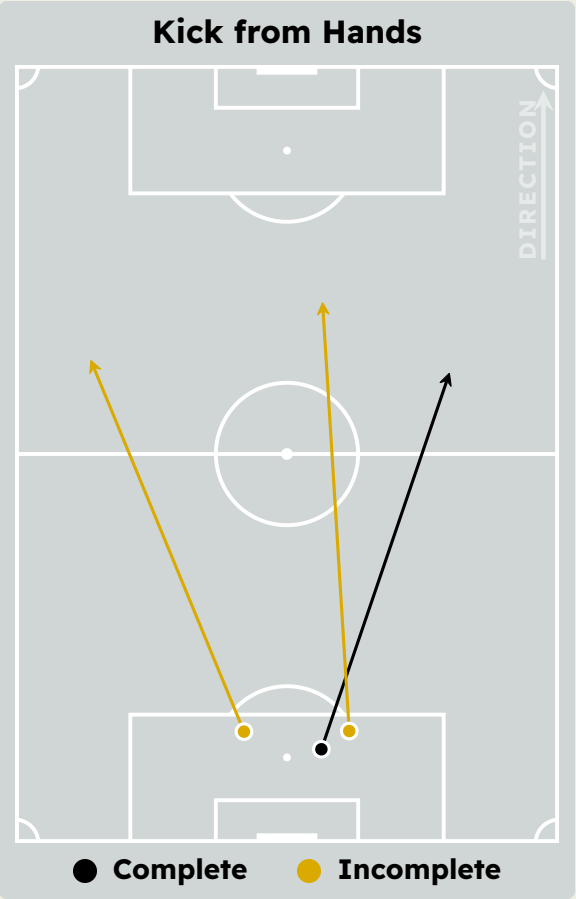
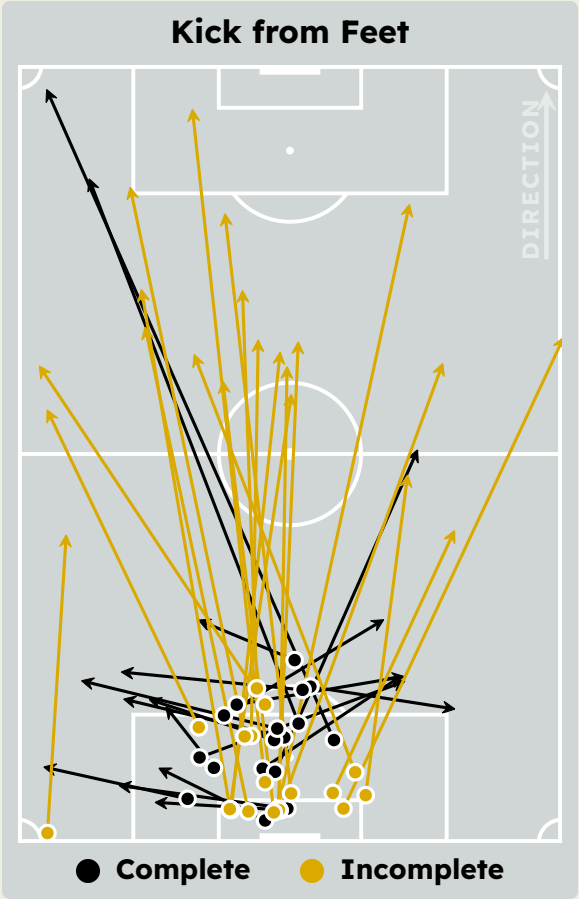
Botafogo GK Involvement Timeline



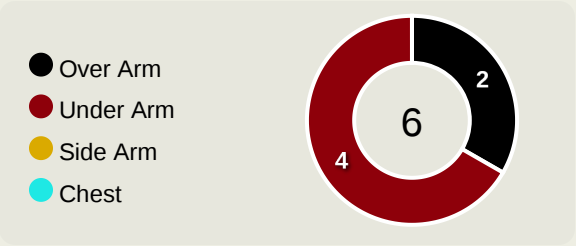
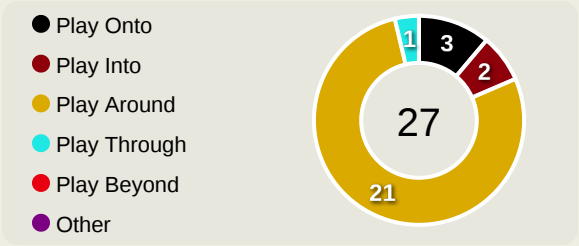
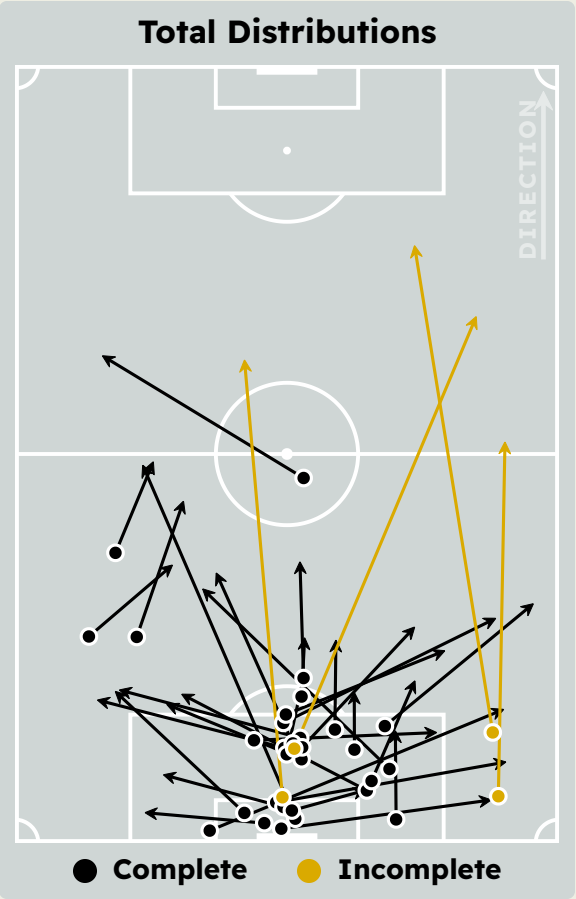
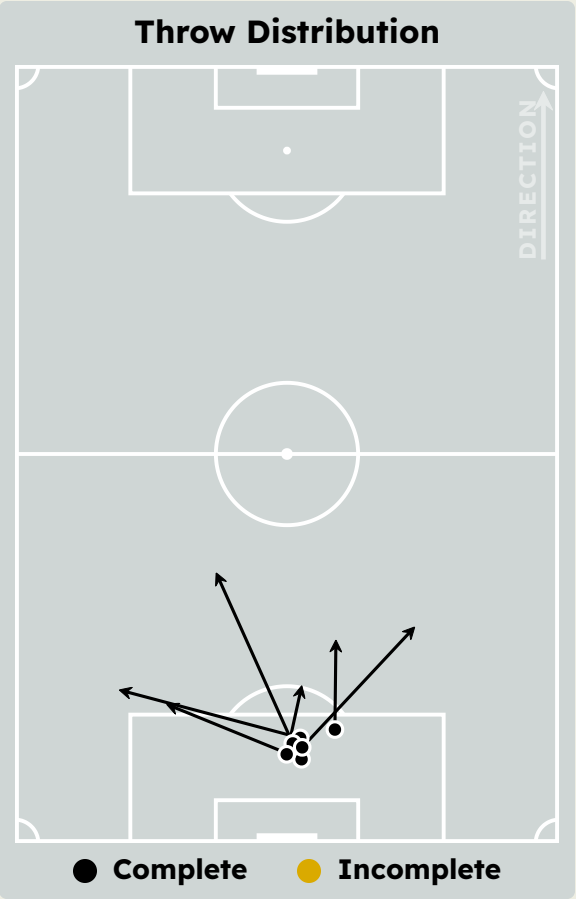
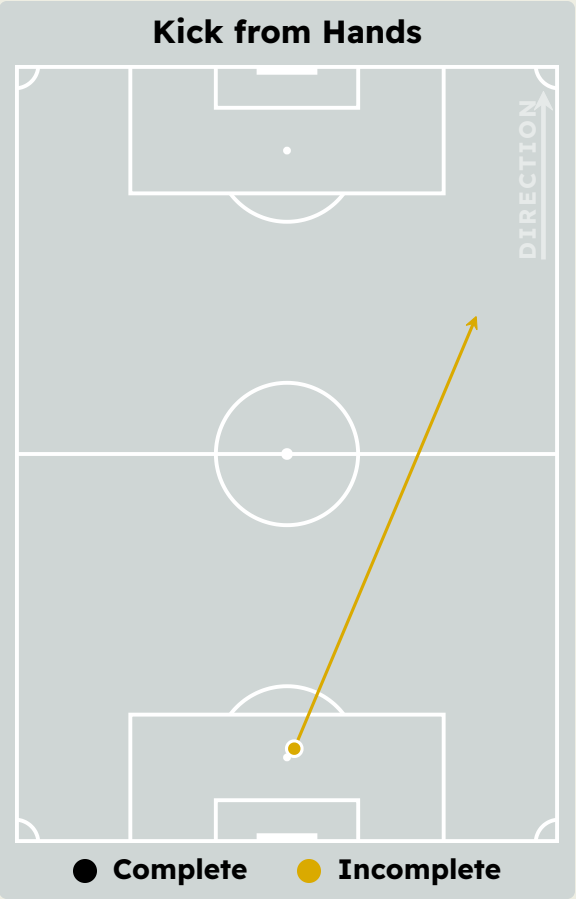
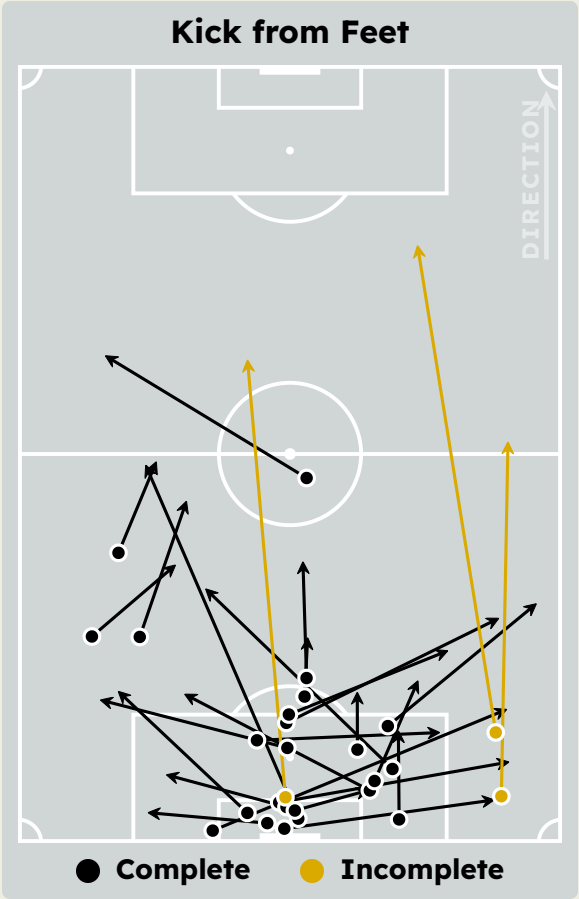
61

Total Involvements

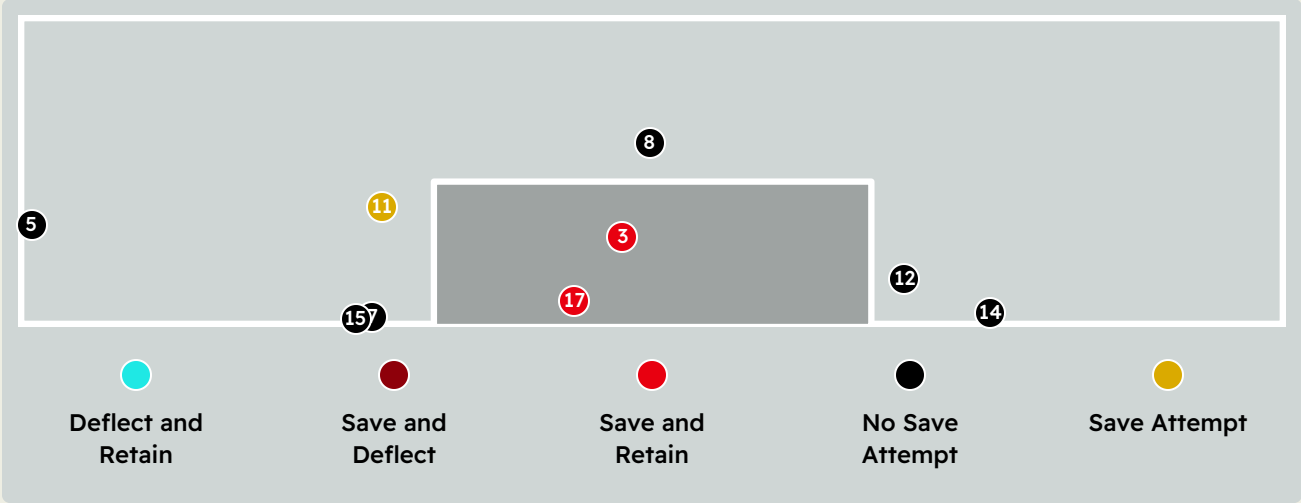
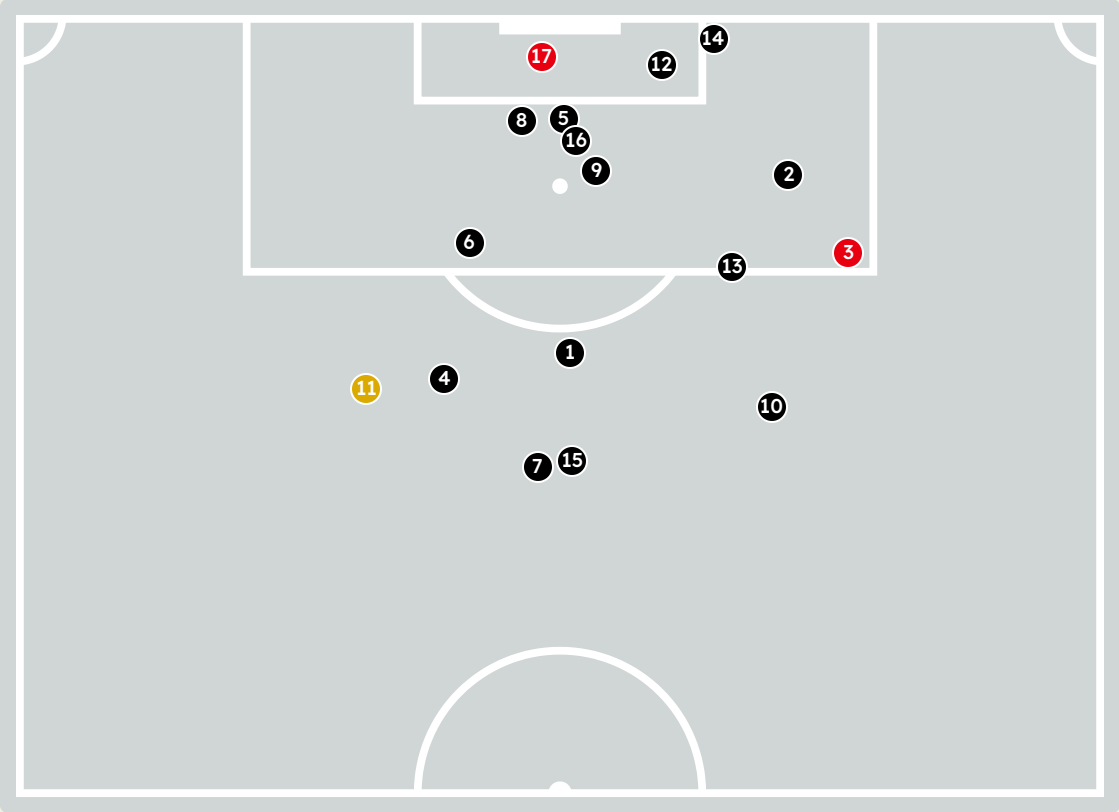
Goalkeeping Distribution



Goalkeeping Distribution



Goal Prevention



Intervention Type



- Deflect & Retain
- Save & Deflect
- Save & Retain
- No Save Attempt
- Save Attempt

Intervention Body Type



- Head
- Hands
- Upper Body
- Lower Body
- Feet

17

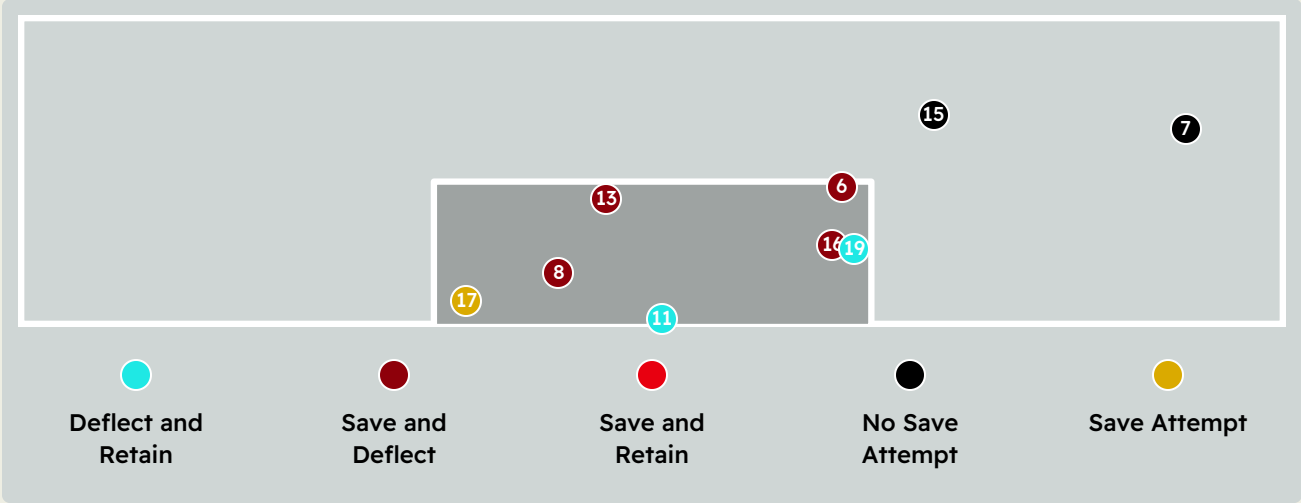
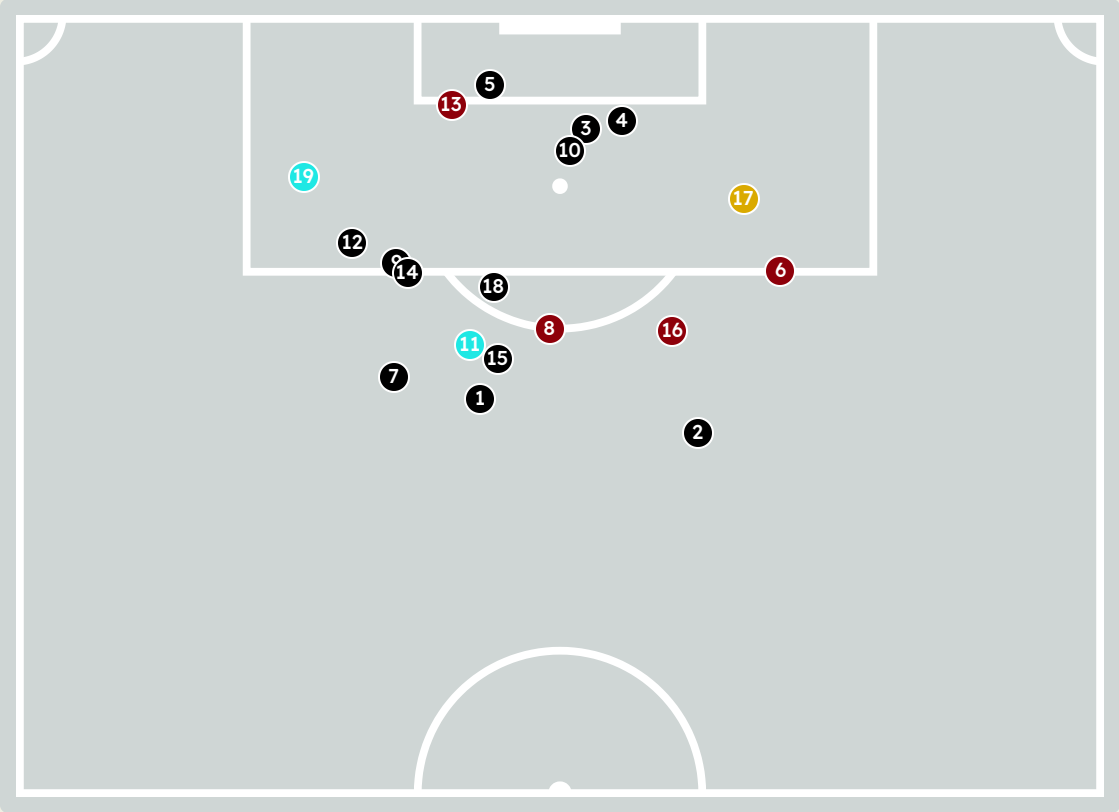
Total Attempts on Goal Faced

100

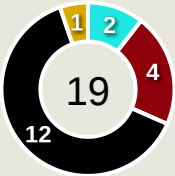
Save %

Total Attempts on Goal Faced	Total Goal Interventions	Save & Retain	Deflect & Retain	Save & Deflect	Save Attempt	No Save Attempt
17	2	2	0	0	1	14

Goal Prevention



Intervention Type



- Deflect & Retain
- Save & Deflect
- Save & Retain
- No Save Attempt
- Save Attempt

Intervention Body Type



- Head
- Hands
- Upper Body
- Lower Body
- Feet

19

Total Attempts on Goal Faced

86

Save %

Total Attempts on Goal Faced	Total Goal Interventions	Save & Retain	Deflect & Retain	Save & Deflect	Save Attempt	No Save Attempt
19	4	0	2	4	1	12

Aerial Control



1

Total Interventions

0

Complete

0

Punches

0

Incomplete

0

Complete

0

Claims

0

Incomplete

1

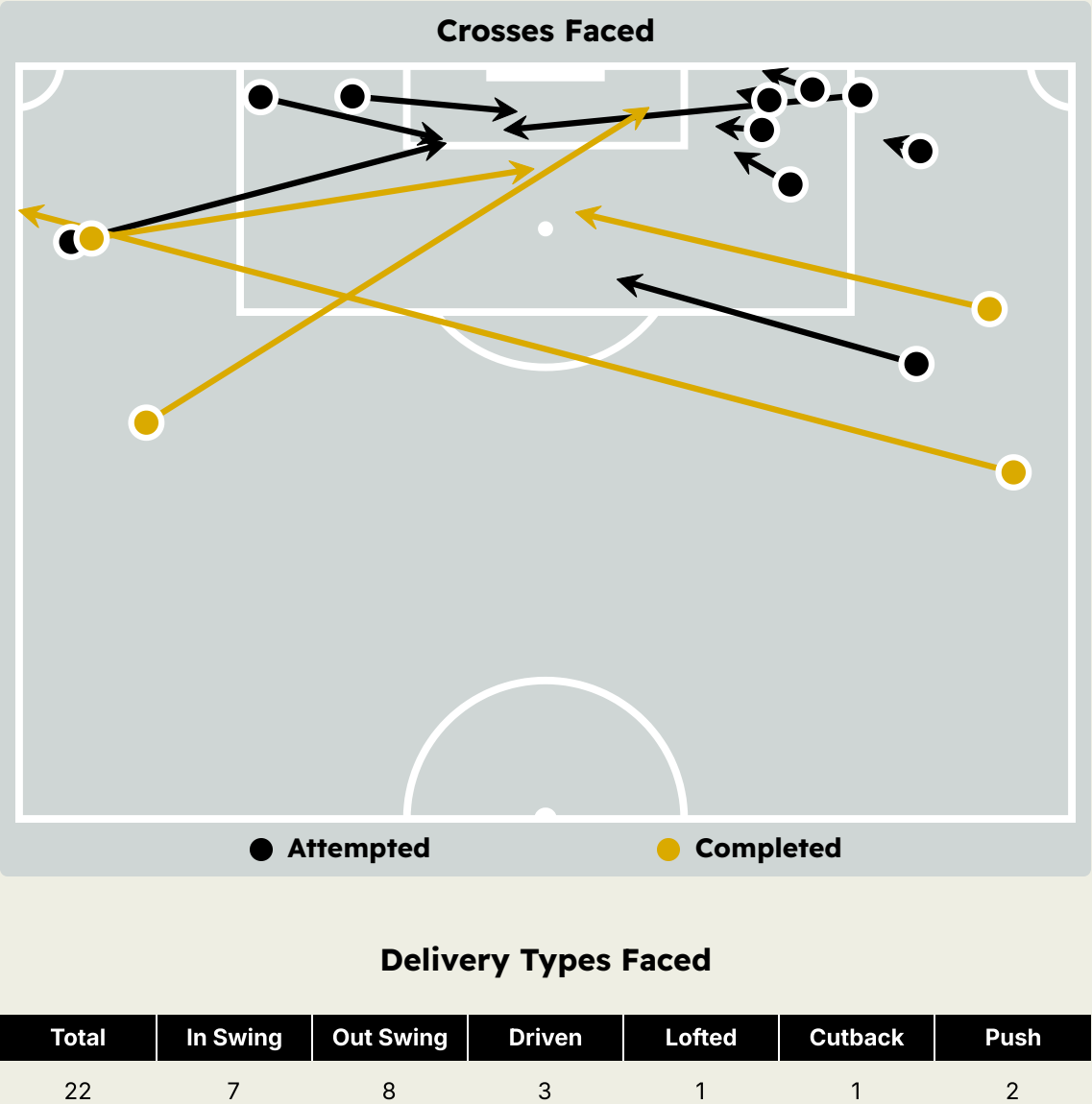
Complete

1

Tipped/Palmed

0

Incomplete



Aerial Control



6

Total Interventions

4

Complete

5

Punches

0

Incomplete

0

Complete

1

Claims

0

Incomplete

0

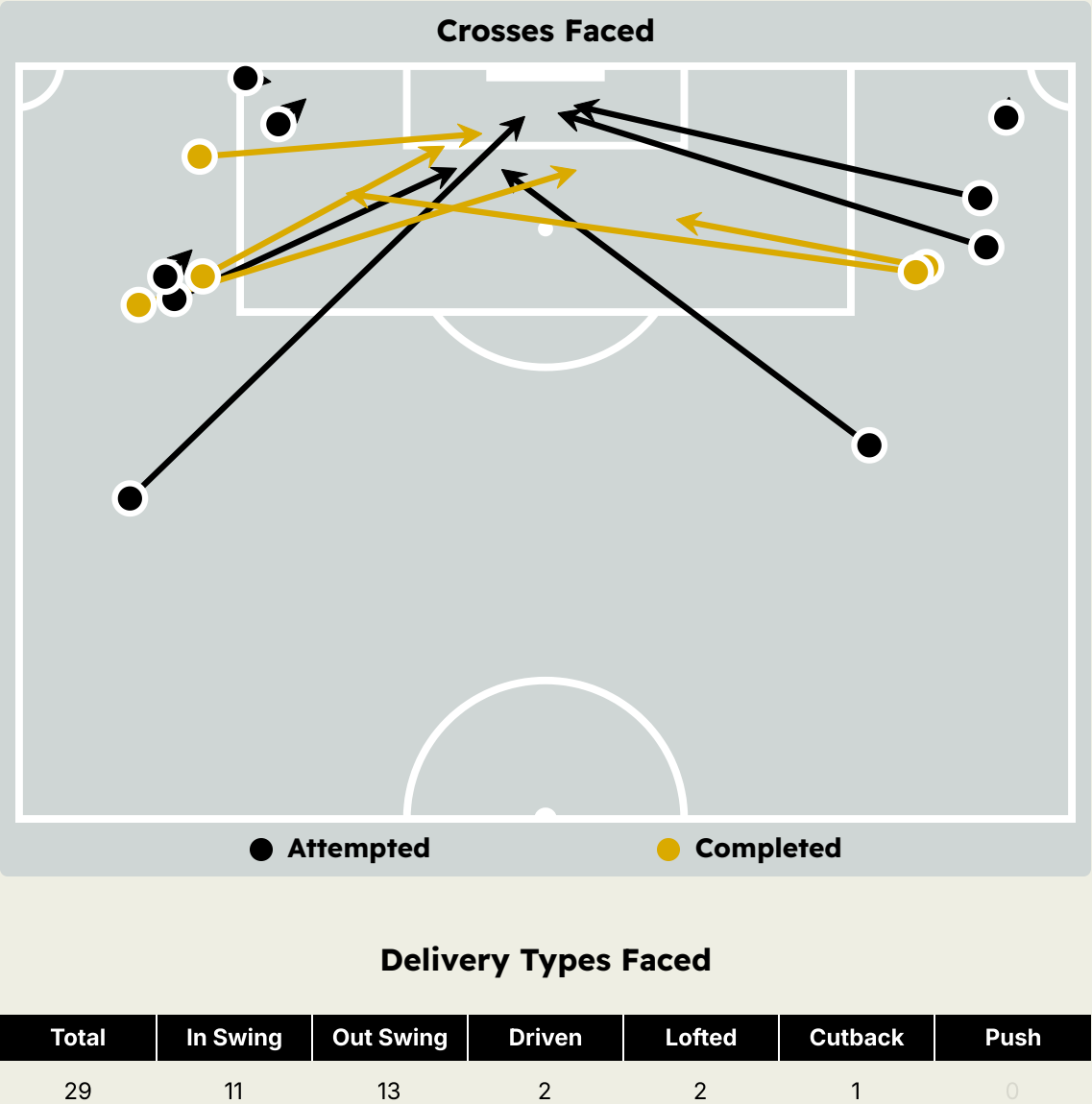
Complete

0

Tipped/Palmed

0

Incomplete



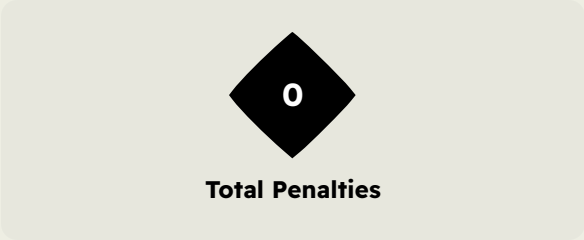


SET PLAYS



Palmeiras v Botafogo

Set Plays



Free Kicks	
Type	Total
Direct	18
Direct (on target)	0
Direct (off target)	0
Indirect	2

Corners			
Delivery Type	From Left Side	From Right Side	Total
Direct to Area	6	8	14
Short	1	0	1
Edge of Penalty Area	0	0	0

Corners	
Delivery Style	Total
Inswing	9
Outswing	5
Driven	0
Lofted	0

Set Plays



Free Kicks	
Type	Total
Direct	11
Direct (on target)	0
Direct (off target)	0
Indirect	4

Corners			
Delivery Type	From Left Side	From Right Side	Total
Direct to Area	4	4	8
Short	0	0	0
Edge of Penalty Area	0	0	0

Corners	
Delivery Style	Total
Inswing	5
Outswing	3
Driven	0
Lofted	0



INDIVIDUAL DATA IN POSSESSION



Palmeiras v Botafogo

In Possession - Distributions



#	Player	Passes Attempted	Passes Completed	Pass Completion %	Switches of Play	Crosses Attempted	Crosses Completed	Line Breaks Attempted	Line Breaks Completed	Line Break Completion %	Ball Progressions	Take Ons	Step Ins	Attempts at Goal	Goals
21	WEVERTON	43	20	47%	0	0	0	24	4	17%	0	0	0	0	0
3	BRUNO FUCHS	55	52	95%	2	0	0	14	11	79%	1	0	1	1	0
4	Agustin GIAY	50	42	84%	0	1	0	24	15	62%	7	4	3	1	0
8	Richard RIOS	49	41	84%	2	1	0	14	11	79%	0	0	0	3	0
9	VITOR ROQUE	6	3	50%	0	0	0	0	0	0%	0	0	0	4	0
15	Gustavo GOMEZ	51	48	94%	2	0	0	14	11	79%	0	0	0	2	0
18	MAURICIO	25	22	88%	1	3	0	7	4	57%	0	0	0	2	0
22	Joaquin PIQUEREZ	69	60	87%	0	5	2	19	13	68%	2	1	1	0	0
32	Emiliano MARTINEZ	43	38	88%	1	1	0	11	7	64%	0	0	0	0	0
40	ALLAN	14	13	93%	0	5	2	4	3	75%	5	4	1	0	0
41	ESTEVAO	19	12	63%	0	8	2	5	2	40%	4	4	0	1	0
5	Anibal MORENO	11	11	100%	0	0	0	5	5	100%	0	0	0	0	0
10	PAULINHO	15	14	93%	0	1	0	4	4	100%	1	1	0	3	1
12	MAYKE	11	9	82%	0	1	1	2	0	0%	1	1	0	0	0
13	MICAEL	0	0	0%	0	0	0	0	0	0%	0	0	0	0	0
17	Facundo TORRES	18	13	72%	0	3	0	5	3	60%	2	2	0	1	0
31	LUIGHI	13	11	85%	0	0	0	0	0	0%	1	1	0	1	0

In Possession - Offers & Receptions



			Offer movement types						
#	Player	Total Offers	In Front	In Between	Out to In	In to Out	In Behind	No Movement	Offers Received
21	WEVERTON	11	0	0	0	0	0	11	5
3	BRUNO FUCHS	24	4	2	0	0	0	18	18
4	Agustin GIAY	13	5	0	0	0	3	5	3
8	Richard RIOS	29	16	8	0	3	1	1	13
9	VITOR ROQUE	16	1	6	1	1	7	0	2
15	Gustavo GOMEZ	16	0	0	0	1	1	14	10
18	MAURICIO	37	7	17	0	5	7	1	8
22	Joaquin PIQUEREZ	31	7	1	2	2	14	5	17
32	Emiliano MARTINEZ	11	5	0	0	0	0	6	4
40	ALLAN	9	0	2	0	0	4	3	0
41	ESTEVAO	34	0	1	1	0	25	7	13
5	Anibal MORENO	3	1	1	0	1	0	0	3
10	PAULINHO	17	3	3	0	1	4	6	9
12	MAYKE	11	0	0	1	1	7	2	1
13	MICAEL	0	0	0	0	0	0	0	0
17	Facundo TORRES	27	2	4	2	1	11	7	9
31	LUIGHI	27	1	3	1	0	20	2	7

In Possession - Distributions



#	Player	Passes Attempted	Passes Completed	Pass Completion %	Switches of Play	Crosses Attempted	Crosses Completed	Line Breaks Attempted	Line Breaks Completed	Line Break Completion %	Ball Progressions	Take Ons	Step Ins	Attempts at Goal	Goals
12	JOHN	34	30	88%	0	0	0	11	7	64%	0	0	0	0	0
2	VITINHO	50	47	94%	3	3	1	11	10	91%	0	0	0	2	0
5	DANILO	41	35	85%	0	0	0	10	8	80%	2	1	1	0	0
7	ARTUR	43	32	74%	3	5	2	10	6	60%	3	2	1	3	0
10	Jefferson SAVARINO	16	12	75%	1	1	0	4	3	75%	1	0	1	2	0
13	ALEX TELLES	11	10	91%	0	2	0	3	2	67%	0	0	0	0	0
17	MARLON FREITAS	84	78	93%	1	0	0	15	12	80%	2	2	0	1	0
20	Alexander BARBOZA	73	62	85%	0	0	0	15	8	53%	0	0	0	0	0
25	ALLAN	36	33	92%	0	1	0	9	6	67%	0	0	0	0	0
32	JAIR CUNHA	45	40	89%	0	0	0	10	8	80%	1	0	1	0	0
99	IGOR JESUS	13	8	62%	0	1	0	2	2	100%	4	2	2	5	0
8	Alvaro MONTORO	17	17	100%	0	2	1	6	6	100%	2	2	0	0	0
21	MARCAL	0	0	0%	0	0	0	0	0	0%	0	0	0	0	0
28	NEWTON	26	24	92%	0	0	0	5	4	80%	0	0	0	2	0
30	Joaquin CORREA	43	35	81%	0	5	3	16	10	62%	3	2	1	0	0
31	KAIO	25	24	96%	0	0	0	5	4	80%	1	0	1	1	0
66	CUIABANO	9	8	89%	0	2	2	2	2	100%	1	1	0	1	0
98	ARTHUR CABRAL	4	4	100%	0	0	0	0	0	0%	0	0	0	0	0

In Possession - Offers & Receptions



			Offer movement types						
#	Player	Total Offers	In Front	In Between	Out to In	In to Out	In Behind	No Movement	Offers Received
12	JOHN	10	0	0	0	0	0	10	5
2	VITINHO	74	15	8	3	1	19	28	22
5	DANILO	33	18	12	0	0	0	3	16
7	ARTUR	60	10	9	0	9	22	10	20
10	Jefferson SAVARINO	35	9	9	1	1	11	4	11
13	ALEX TELLES	10	0	0	0	0	6	4	2
17	MARLON FREITAS	35	11	14	0	1	0	9	21
20	Alexander BARBOZA	10	2	0	0	0	1	7	3
25	ALLAN	28	10	6	0	2	1	9	16
32	JAIR CUNHA	4	1	0	0	0	0	3	1
99	IGOR JESUS	50	2	15	1	1	29	2	7
8	Alvaro MONTORO	27	15	1	2	3	1	5	16
21	MARCAL	0	0	0	0	0	0	0	0
28	NEWTON	21	9	3	0	0	1	8	9
30	Joaquin CORREA	32	14	10	0	0	3	5	21
31	KAIO	8	0	0	0	0	0	8	6
66	CUIABANO	7	2	2	0	0	2	1	2
98	ARTHUR CABRAL	9	0	3	0	0	6	0	1



INDIVIDUAL DATA OUT OF POSSESSION



Palmeiras v Botafogo

Out of Possession



#	Player	Tackles Made / Won	Blocks	Interceptions	Pressing Direct	Pressing Indirect	Duels Won - Aerial	Duels Won - Physical	Possession Contests won	Clearances	Loose Ball Receptions	Pushing On	Pushing On into Pressing	Possession Regains	Possession Interrupted
21	WEVERTON	0 / 0	0	0	0	0	0	0	0	0	1	0	0	5	0
3	BRUNO FUCHS	3 / 0	3	4	4	2	2	0	2	6	3	12	3	8	5
4	Agustin GIAY	6 / 1	4	0	9	15	0	0	0	3	9	28	14	7	2
8	Richard RIOS	5 / 1	2	0	10	20	1	0	1	2	8	15	8	1	3
9	VITOR ROQUE	1 / 1	1	0	3	18	1	0	2	0	6	11	9	2	0
15	Gustavo GOMEZ	3 / 1	6	2	7	3	1	0	1	5	8	16	5	5	7
18	MAURICIO	2 / 0	3	0	2	37	0	0	0	0	2	20	12	1	1
22	Joaquin PIQUEREZ	3 / 0	5	2	7	30	1	0	2	3	9	22	13	4	7
32	Emiliano MARTINEZ	2 / 1	2	0	4	11	2	0	2	5	8	12	1	6	2
40	ALLAN	4 / 1	0	0	1	10	0	0	0	0	5	12	5	1	1
41	ESTEVAO	2 / 0	2	1	4	21	0	0	0	0	4	16	7	1	3
5	Anibal MORENO	2 / 0	3	0	4	5	0	0	0	0	5	0	0	0	2
10	PAULINHO	0 / 0	0	0	0	9	0	0	0	0	0	6	4	0	0
12	MAYKE	1 / 0	1	1	1	7	1	0	1	1	4	2	1	2	1
13	MICAEL	0 / 0	0	0	0	1	0	0	0	4	0	1	0	3	2
17	Facundo TORRES	1 / 0	0	0	3	15	0	0	0	1	5	10	7	0	0
31	LUIGHI	0 / 0	4	0	1	30	1	0	1	0	2	18	9	1	2

Out of Possession



#	Player	Tackles Made / Won	Blocks	Interceptions	Pressing Direct	Pressing Indirect	Duels Won - Aerial	Duels Won - Physical	Possession Contests won	Clearances	Loose Ball Receptions	Pushing On	Pushing On into Pressing	Possession Regains	Possession Interrupted
12	JOHN	0 / 0	0	0	0	0	0	0	0	0	9	0	0	10	0
2	VITINHO	9 / 1	6	2	4	15	2	1	3	6	7	17	5	5	8
5	DANILO	3 / 2	3	1	3	3	1	0	2	1	2	3	1	4	1
7	ARTUR	6 / 2	3	0	4	19	2	0	2	0	8	17	12	3	0
10	Jefferson SAVARINO	0 / 0	2	0	0	15	0	0	0	0	0	9	7	0	1
13	ALEX TELLES	2 / 0	1	0	3	9	1	0	1	1	2	8	4	0	0
17	MARLON FREITAS	4 / 0	3	0	7	20	0	0	1	2	7	12	6	1	4
20	Alexander BARBOZA	7 / 3	2	1	1	4	2	0	2	6	8	5	1	8	7
25	ALLAN	1 / 1	2	0	0	35	0	0	1	0	4	27	17	2	1
32	JAIR CUNHA	1 / 0	5	1	1	2	2	0	3	7	2	2	0	3	12
99	IGOR JESUS	2 / 2	1	0	2	21	5	0	5	3	3	29	13	2	3
8	Alvaro MONTORO	3 / 0	1	0	0	18	2	0	2	2	2	11	9	3	3
21	MARCAL	0 / 0	0	0	0	0	0	0	0	0	0	0	0	0	0
28	NEWTON	2 / 0	1	0	5	1	0	0	0	3	3	2	1	0	4
30	Joaquin CORREA	6 / 1	0	1	6	11	0	0	0	0	3	10	7	2	2
31	KAIO	1 / 0	0	0	2	1	4	0	4	3	3	4	2	4	2
66	CUIABANO	1 / 0	4	0	2	8	2	0	2	1	2	4	1	1	4
98	ARTHUR CABRAL	2 / 1	0	0	3	5	0	0	0	0	0	4	1	1	1



INDIVIDUAL DATA PHYSICAL



Palmeiras v Botafogo

Physical Data



#	Player	Total Distance (m)	Zone 1: 0-7 km/h (m)	Zone 2: 7-15 km/h (m)	Zone 3: 15-20 km/h (m)	Zone 4: 20-25 km/h (m)	Zone 5: 25+ km/h (m)	High Speed Runs (Zone 3)	Sprints (Zone 4 & 5)	Top Speed (km/h)
21	WEVERTON	7099.0	5913.8	1051.9	123.4	10.0	0	13.0	1.0	24.0
3	BRUNO FUCHS	11451.8	6488.0	3279.3	1057.2	510.0	117.2	95.0	43.0	31.8
4	Agustin GIAY	12721.4	5313.1	5352.1	1280.3	513.2	262.6	119.0	40.0	32.2
8	Richard RIOS	13431.6	5933.4	4462.2	1937.0	836.3	262.8	155.0	67.0	30.6
9	VITOR ROQUE	6467.3	2856.4	2291.4	631.3	406.6	281.5	57.0	43.0	32.9
15	Gustavo GOMEZ	11693.2	5911.1	3885.8	1300.7	456.7	138.9	119.0	38.0	30.6
18	MAURICIO	9484.8	3443.4	3817.3	1640.1	515.2	68.7	148.0	41.0	30.1
22	Joaquin PIQUEREZ	13334.5	6135.8	4346.9	1597.9	856.0	398.0	143.0	70.0	32.1
32	Emiliano MARTINEZ	10747.8	4316.2	4593.6	1298.6	415.0	124.3	114.0	38.0	30.1
40	ALLAN	7742.9	3352.7	2648.1	1056.3	521.4	164.3	84.0	34.0	30.5
41	ESTEVAO	6518.2	2657.8	2280.1	1027.1	338.0	215.1	73.0	32.0	32.7
5	Anibal MORENO	4078.6	1674.5	1685.6	460.1	223.4	35.1	45.0	18.0	27.0
10	PAULINHO	4340.3	2053.7	1429.0	458.7	347.3	51.6	41.0	25.0	29.3
12	MAYKE	6299.3	2641.2	2272.4	819.3	386.2	180.2	72.0	29.0	30.8
13	MICAEL	2103.6	1183.7	649.2	154.2	98.0	18.6	14.0	8.0	29.5
17	Facundo TORRES	5578.0	1988.7	2483.4	790.3	254.1	61.5	74.0	19.0	29.9
31	LUIGHI	7334.3	2874.1	3116.1	911.9	292.8	139.4	84.0	25.0	31.2

#	Player	Total Distance (m)	Zone 1: 0-7 km/h (m)	Zone 2: 7-15 km/h (m)	Zone 3: 15-20 km/h (m)	Zone 4: 20-25 km/h (m)	Zone 5: 25+ km/h (m)	High Speed Runs (Zone 3)	Sprints (Zone 4 & 5)	Top Speed (km/h)
12	JOHN	7316.1	6038.2	1036.6	197.4	37.3	6.6	17.0	3.0	26.2
2	VITINHO	13354.8	5401.3	5168.8	1840.2	744.4	200.2	180.0	67.0	31.3
5	DANILO	9206.4	3499.8	4038.9	1189.1	368.8	109.8	105.0	33.0	30.0
7	ARTUR	12847.7	6063.8	4395.3	1439.8	624.6	324.3	128.0	56.0	33.3
10	Jefferson SAVARINO	8375.2	3378.3	3087.2	1346.7	478.6	84.4	110.0	36.0	28.1
13	ALEX TELLES	7043.7	2973.2	2698.9	820.7	455.1	95.9	81.0	35.0	29.0
17	MARLON FREITAS	11704.7	3956.6	5528.5	1675.6	496.9	47.1	147.0	33.0	27.7
20	Alexander BARBOZA	12342.5	5142.2	5469.0	1173.3	454.9	103.1	105.0	38.0	29.0
25	ALLAN	7351.0	2809.6	2811.6	1126.4	468.2	135.2	93.0	38.0	30.2
32	JAIR CUNHA	7558.9	3200.2	3359.6	668.5	264.2	66.5	68.0	26.0	30.5
99	IGOR JESUS	12650.1	5757.1	5046.3	1087.0	479.8	279.9	100.0	46.0	32.7
8	Alvaro MONTORO	5970.0	3156.9	2079.5	557.6	164.2	11.8	48.0	13.0	28.0
21	MARCAL	0	0	0	0	0	0	0	0	0
28	NEWTON	5550.2	1904.4	2658.5	775.2	177.7	34.4	75.0	18.0	32.0
30	Joaquin CORREA	7060.7	2612.9	2554.7	1321.1	480.5	91.6	114.0	33.0	30.7
31	KAIO	5027.5	2124.0	2037.5	571.7	192.6	101.7	54.0	17.0	30.5
66	CUIABANO	6673.2	2748.0	2357.6	958.2	486.5	122.9	81.0	36.0	30.7
98	ARTHUR CABRAL	2700.9	1249.4	890.1	348.4	153.8	59.2	29.0	10.0	29.9

